

**BASELIUS COLLEGE
KOTTAYAM**



ESTD 1964

CURRICULUM FEEDBACK BY TEACHERS

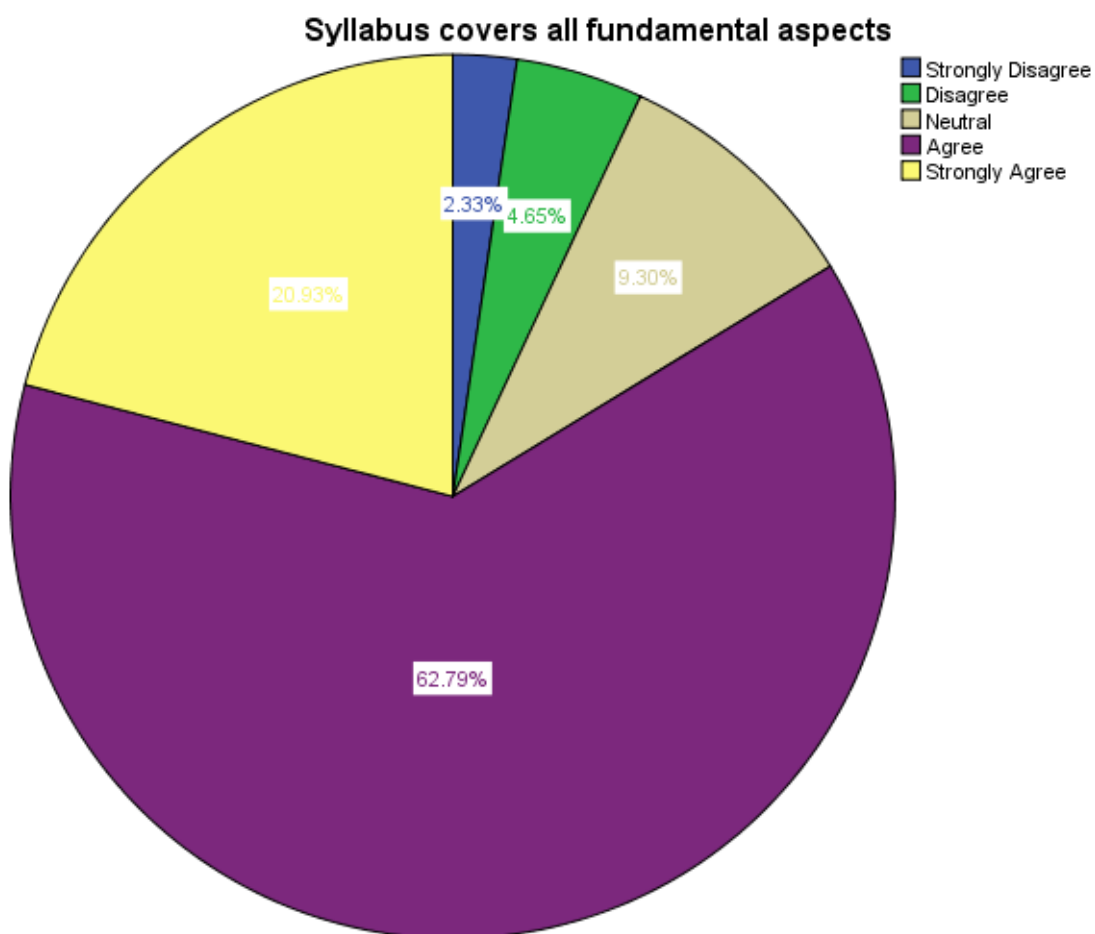
2020-21

IQAC FEEDBACK REPORT

PG CURRICULUM EVALUATION - TEACHERS
2020 - 21

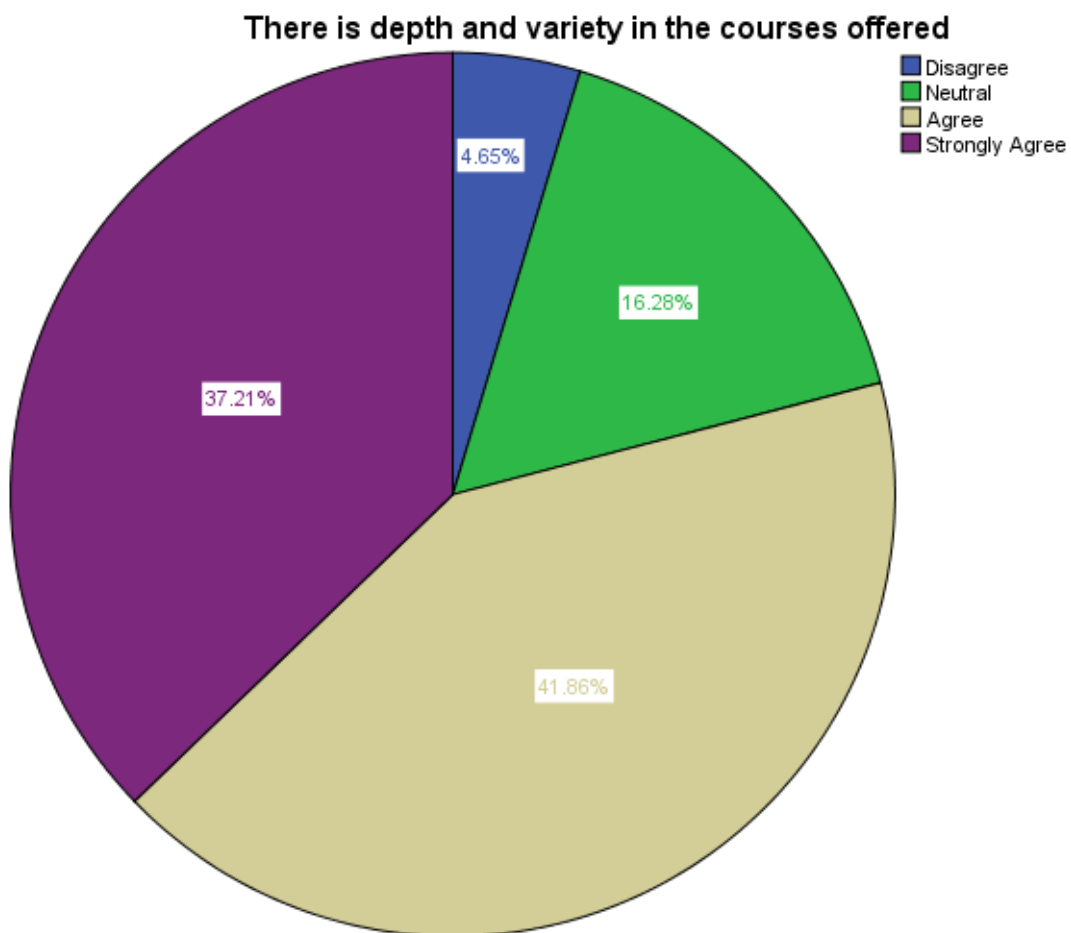
1. SYLLABUS COVERS ALL FUNDAMENTAL ASPECTS

Particulars	Frequency	Percentage
Strongly Disagree	1	2.3
Disagree	2	4.7
Neutral	4	9.3
Agree	27	62.8
Strongly Agree	9	20.9
Total	43	100.0



2. THERE IS DEPTH AND VARIETY IN THE COURSES OFFERED

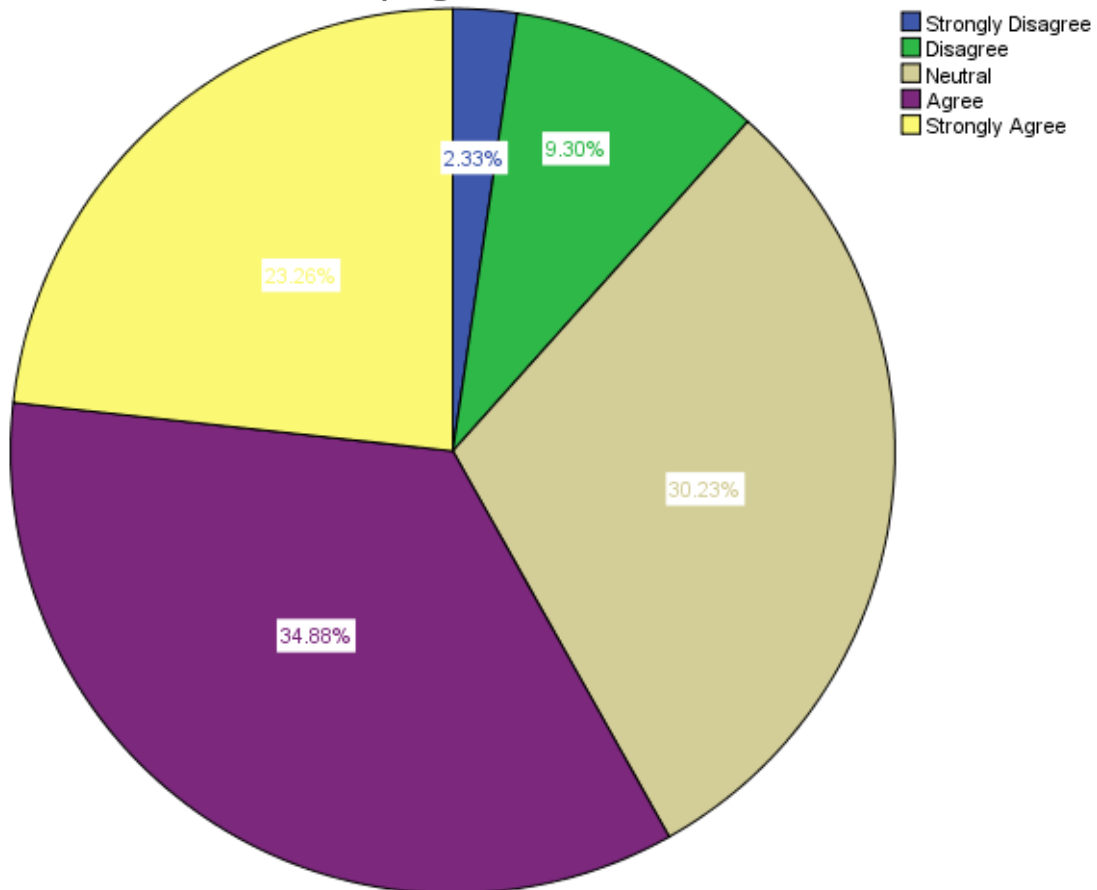
Particulars	Frequency	Percentage
Strongly Disagree	-	-
Disagree	2	4.7
Neutral	7	16.3
Agree	18	41.9
Strongly Agree	16	37.2
Total	43	100.0



3. THE COURSE AND PROGRAMME OUTCOMES ARE CLEAR AND ATTAINABLE

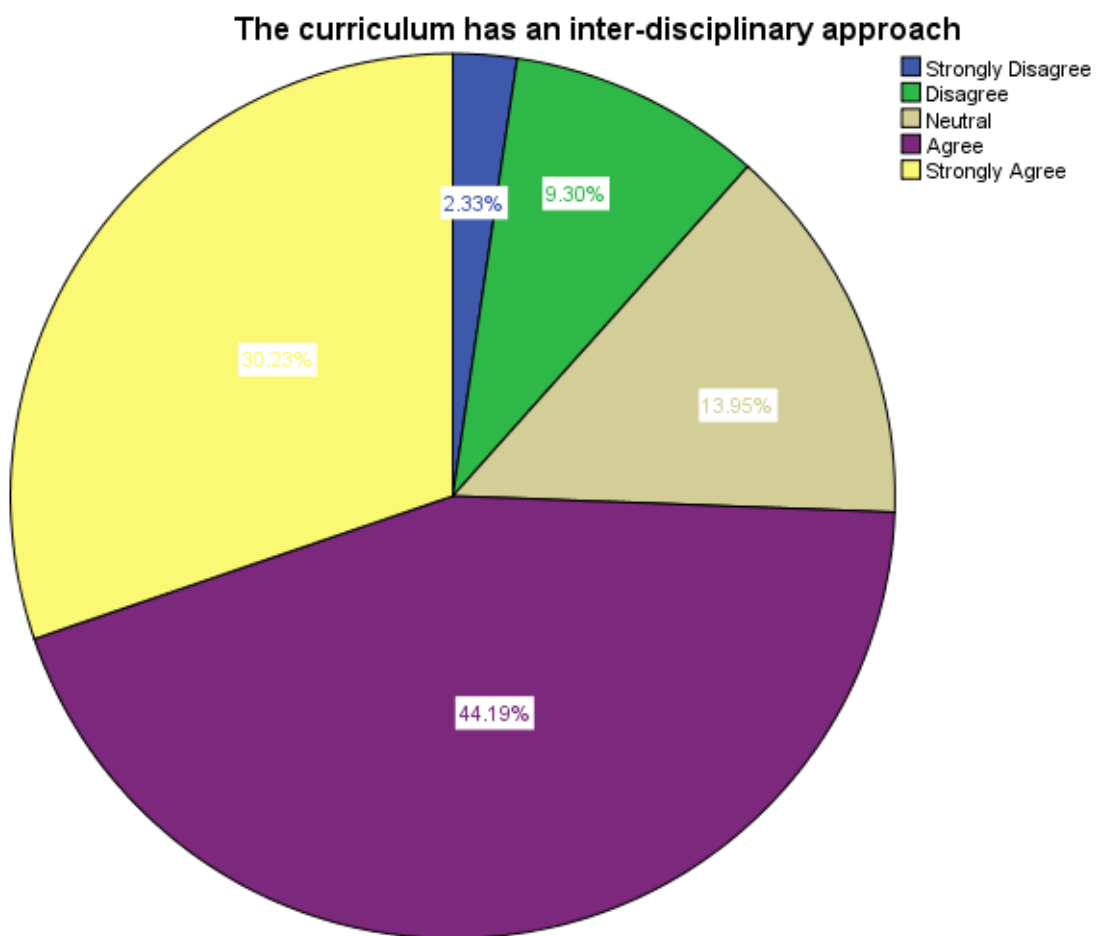
Particulars	Frequency	Percentage
Strongly Disagree	1	2.3
Disagree	4	9.3
Neutral	13	30.2
Agree	15	34.9
Strongly Agree	10	23.3
Total	43	100.0

The course and programme outcomes are clear and attainable



4. THE CURRICULUM HAS AN INTER-DISCIPLINARY APPROACH

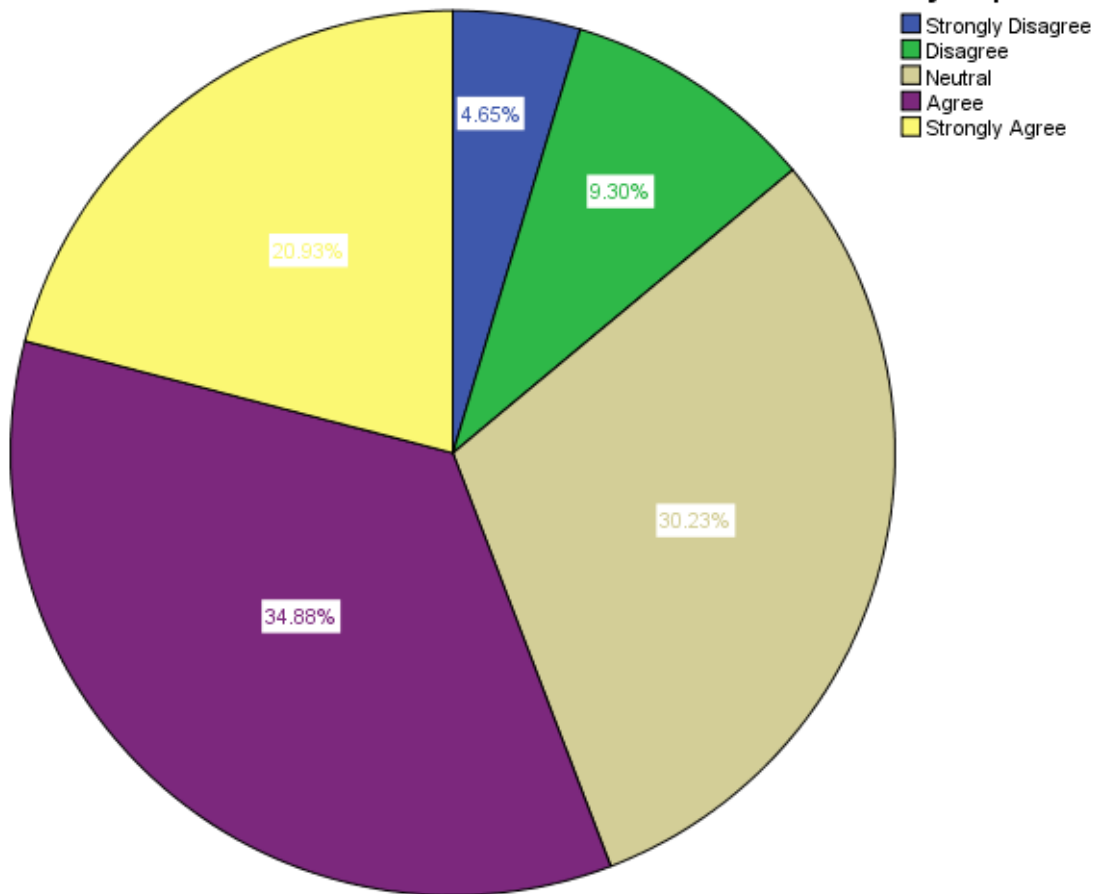
Particulars	Frequency	Percentage
Strongly Disagree	1	2.3
Disagree	4	9.3
Neutral	6	14.0
Agree	19	44.2
Strongly Agree	13	30.2
Total	43	100.0



5. THE COURSES OFFERED ARE RELEVANT AND ARE IN TUNE WITH INDUSTRY REQUIREMENTS

Particulars	Frequency	Percentage
Strongly Disagree	2	4.7
Disagree	4	9.3
Neutral	13	30.2
Agree	15	34.9
Strongly Agree	9	20.9
Total	43	100.0

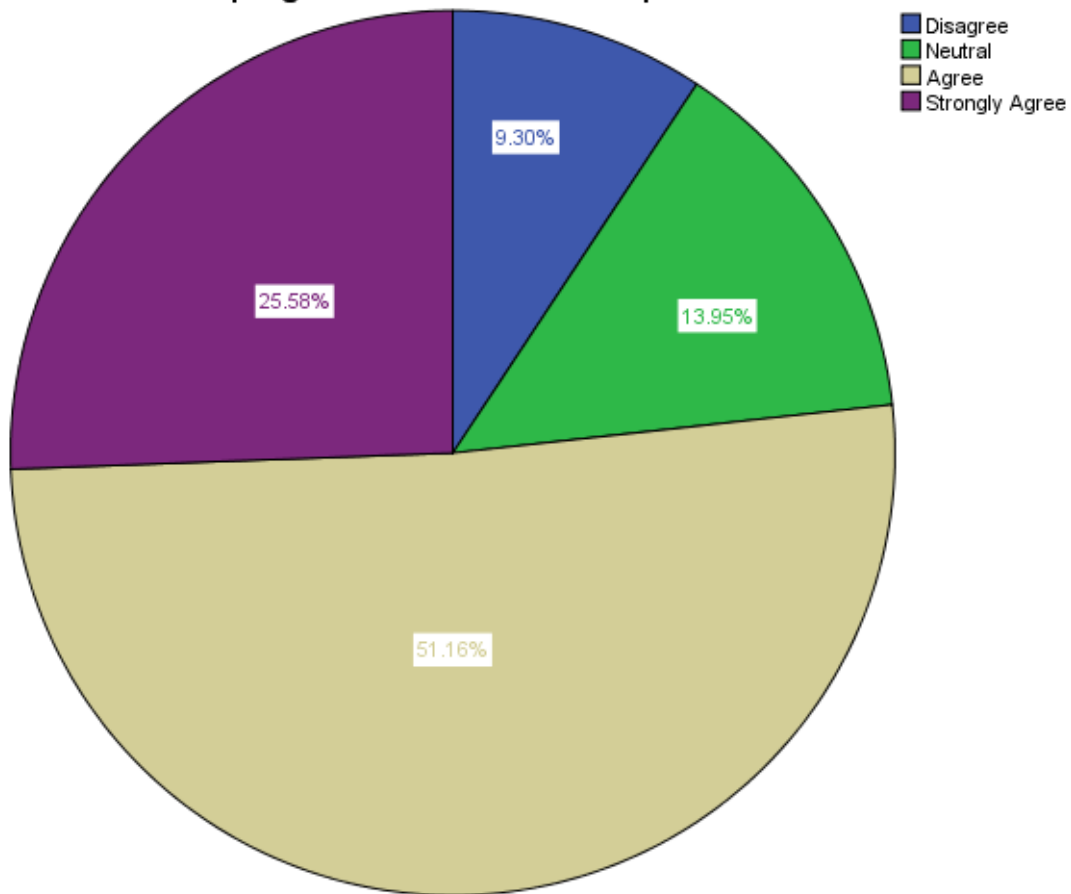
The courses offered are relevant and are in tune with industry requirements



6. THE PROGRAMME OFFERS RELEVANT SPECIALIZATION AND ELECTIVES

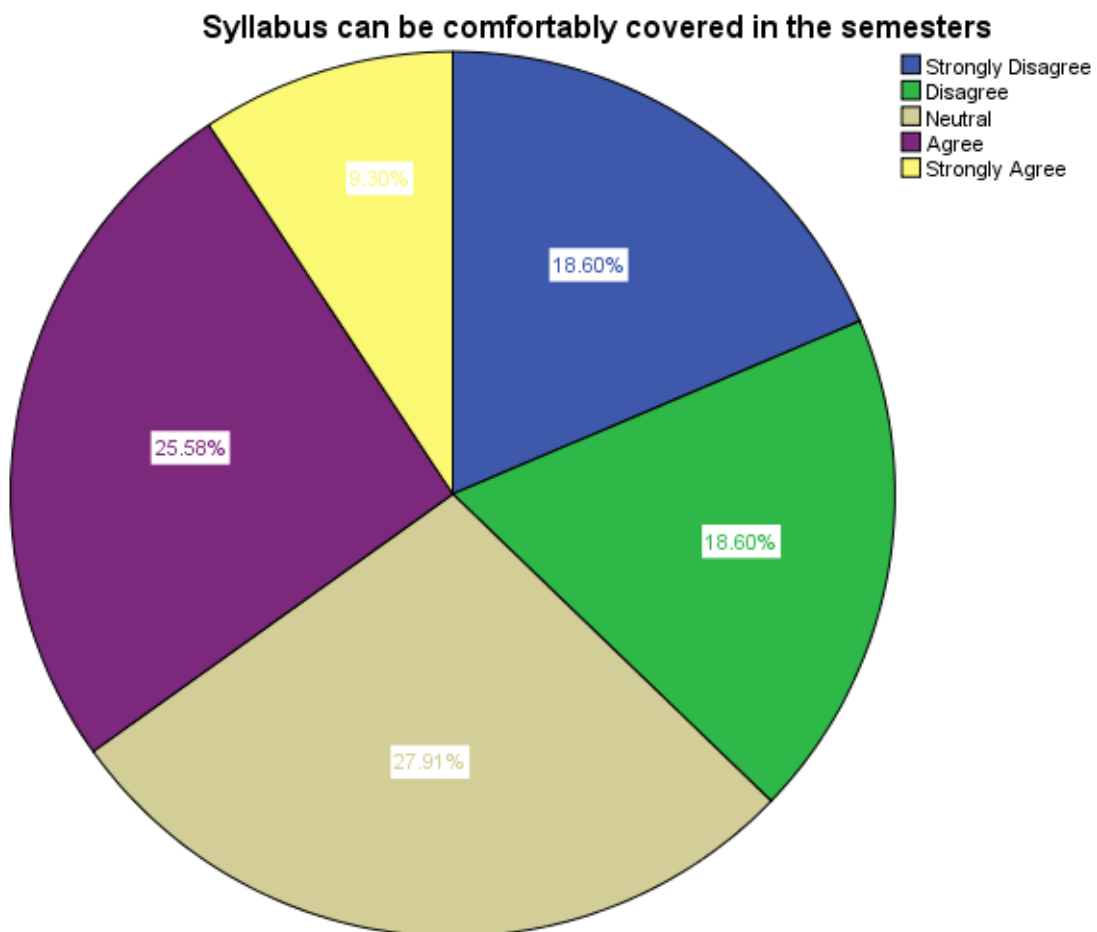
Particulars	Frequency	Percentage
Strongly Disagree	-	-
Disagree	4	9.3
Neutral	6	14.0
Agree	22	51.2
Strongly Agree	11	25.6
Total	43	100.0

The programme offers relevant specialization and electives



7. SYLLABUS CAN BE COMFORTABLY COVERED IN THE SEMESTERS

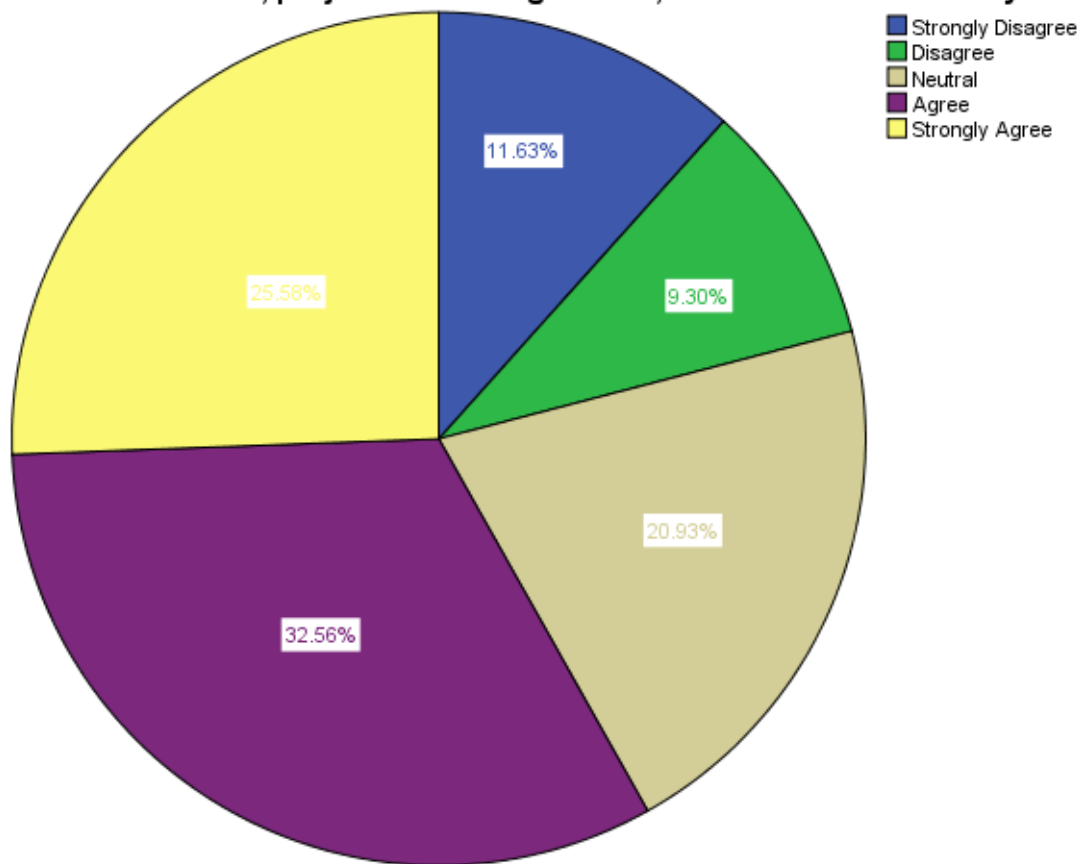
Particulars	Frequency	Percentage
Strongly Disagree	8	18.6
Disagree	8	18.6
Neutral	12	27.9
Agree	11	25.6
Strongly Agree	4	9.3
Total	43	100.0



8. THE CURRICULUM PROVIDES ROOM FOR PARTICIPATORY AND EXPERIENTIAL LEARNING IN THE FORM OF FIELD VISITS, PROJECTS AND ASSIGNMENTS, INDUSTRIAL VISITS OR STUDY TOURS ETC.

Particulars	Frequency	Percentage
Strongly Disagree	5	11.6
Disagree	4	9.3
Neutral	9	20.9
Agree	14	32.6
Strongly Agree	11	25.6
Total	43	100.0

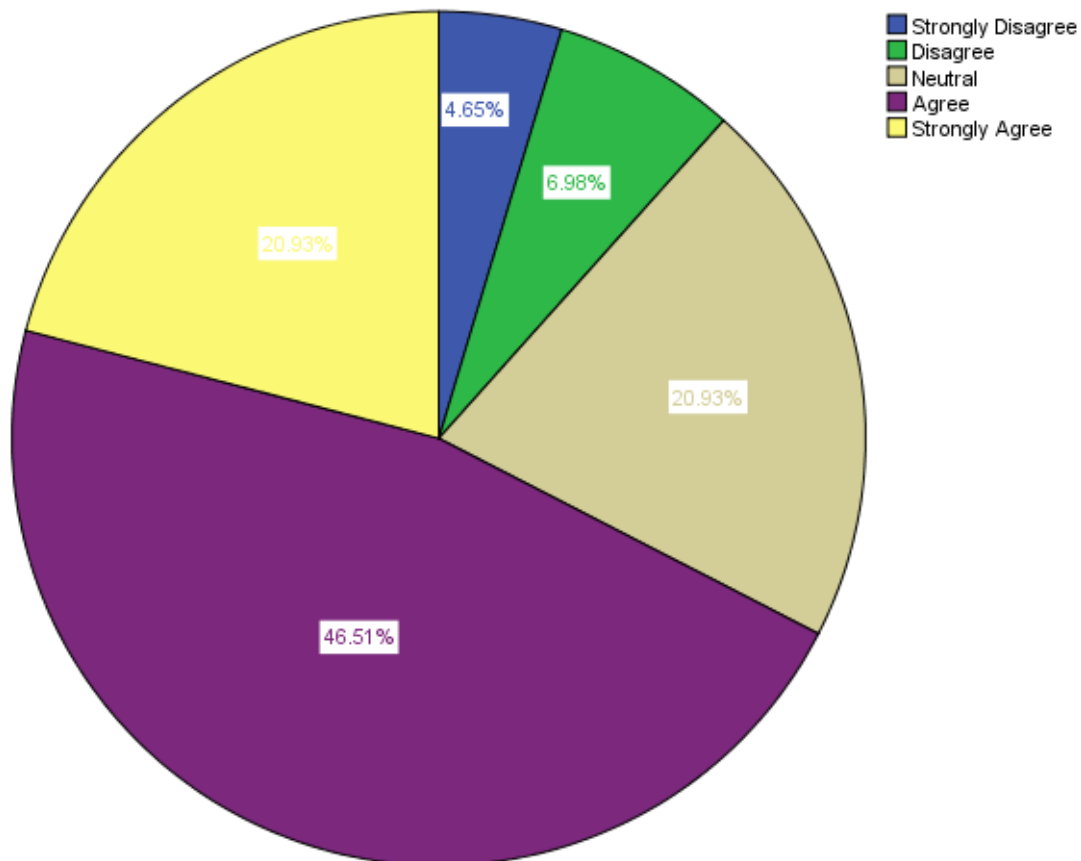
The curriculum provides room for participatory and experiential learning in the form of field visits, projects and assignments, Industrial visits or study tours etc.



9. THE CURRICULUM DELIVERY IS AS PER PLANS PREPARED AND IS LET KNOWN TO STUDENTS IN ADVANCE

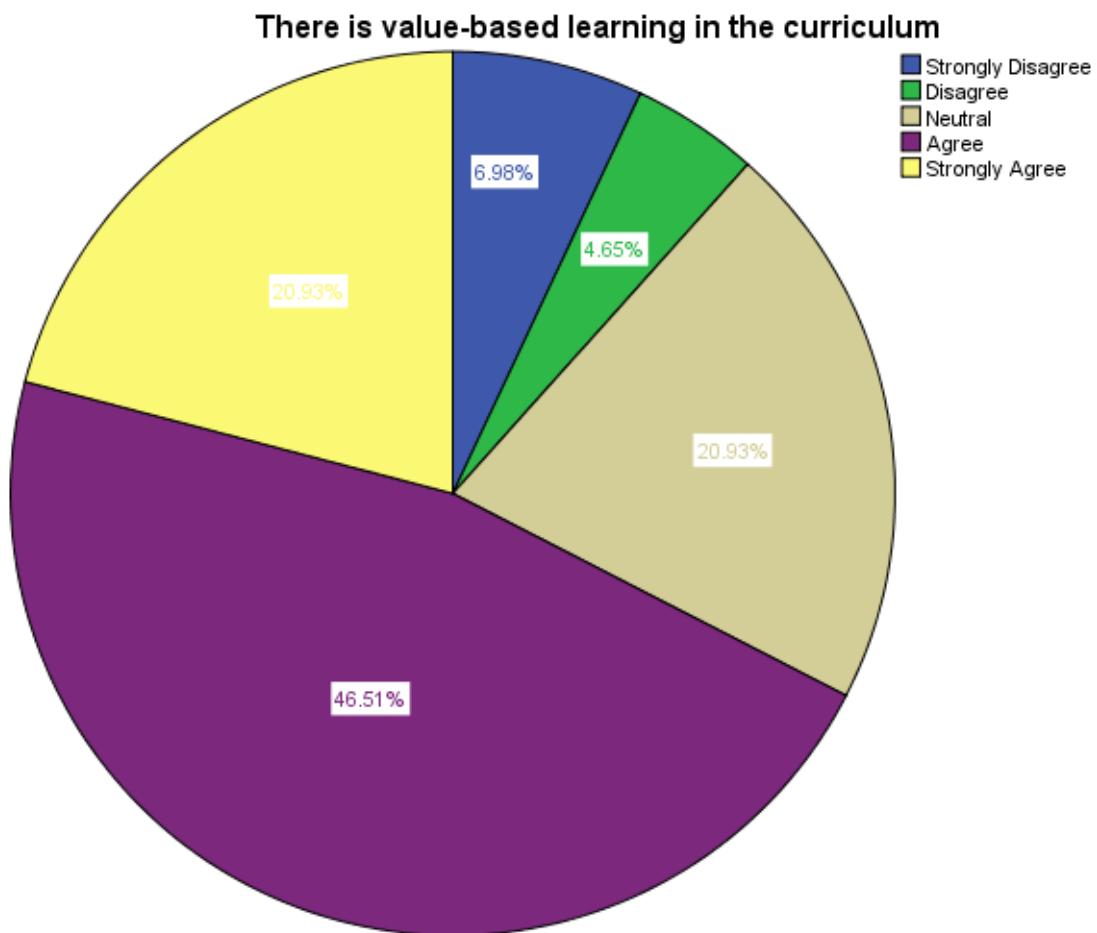
Particulars	Frequency	Percentage
Strongly Disagree	2	4.7
Disagree	3	7.0
Neutral	9	20.9
Agree	20	46.5
Strongly Agree	9	20.9
Total	43	100.0

The curriculum delivery is as per plans prepared and is let known to students in advance



10. THERE IS VALUE-BASED LEARNING IN THE CURRICULUM

Particulars	Frequency	Percentage
Strongly Disagree	3	7.0
Disagree	2	4.7
Neutral	9	20.9
Agree	20	46.5
Strongly Agree	9	20.9
Total	43	100.0



OVERALL MEAN SCORES

Statements	Count	Mean	SD
Syllabus covers all fundamental aspects	43	3.9535	.84384
There is depth and variety in the courses offered	43	4.1163	.85103
The course and programme outcomes are clear and attainable	43	3.6744	1.01702
The curriculum has an inter-disciplinary approach	43	3.9070	1.01920
The courses offered are relevant and are in tune with industry requirements	43	3.5814	1.07421
The programme offers relevant specialization and electives	43	3.9302	.88359
Syllabus can be comfortably covered in the semesters	43	2.8837	1.25754
The curriculum provides room for participatory and experiential learning in the form of field visits, projects and assignments, Industrial visits or study tours etc.	43	3.5116	1.29784
The curriculum delivery is as per plans prepared and is let known to students in advance	43	3.7209	1.03108
There is value-based learning in the curriculum	43	3.6977	1.08089
Overall Mean Score - Curriculum Evaluation by Teachers	43	3.6977	.83708

Analysis and Interpretation

As the P G curriculum and syllabus was revised in 2019 and the first batch completed four semesters during 2021, feedback on the P G syllabus was collected from the teachers. The feedback assumes particular importance as the results at the University level are comparatively low for many programmes though the college performance was comparatively higher.

It is observed that teachers generally feel that there is depth and variety. The least level of agreement is on the issue of covering the portions in the stipulated time. Many teachers have suggested to trim the syllabus by avoiding very lengthy modules and including focus areas. The untimely announcement and conduct of the examinations by the University has been cited by teachers as an issue in effective curriculum delivery. Teachers have also suggested inclusion of more experiential learning techniques and life skills.


The academic committee has considered the feedback and has asked the Department Heads to consolidate the suggestions of each programme and communicate the same to BoS Chairpersons, either directly or through BoS/Faculty members. It has also been decided to include more field visits, Industry visits, Internships once the pandemic situation stabilised and permission is obtained.

Department Wise Analysis

Department	Overall Mean Score
Chemistry	3.79
Commerce	3.88
Commerce (SF)	3.90
Economics	3.42
English	3.39
Mathematics	4.10
Physics	3.53

The overall satisfaction score was analysed department-wise, and it has been observed that the score is the lowest for English and Economics whereas Commerce and Chemistry have scores near to 4 out of a maximum of 5. It is also observed that the teachers who teach the newly sanctioned Data Analytics Programme have accorded the highest score.




Dr. BIJU THOMAS
PRINCIPAL
BASELIUS COLLEGE
KOTTAYAM