

BASELIUS COLLEGE
KOTTAYAM



ESTD 1964

CURRICULUM FEED BACK BY UG
STUDENTS

2016 – 17

Questions related to curriculum in the questionnaire

Sl. No.	Statement
1	Syllabus covers all fundamental aspects.
2	There is depth and variety in the courses offered
3	The curriculum has an inter-disciplinary approach in the form of languages, open courses etc.
4	The programme offers relevant specialization and electives
5	Syllabus can be comfortably covered in the semesters
6	The curriculum provides room for participatory and experiential learning in the form of field visits, projects and assignments, Industrial visits or study tours etc.
7	The curriculum delivery in the institution is according to plan and there is transparency in the same.
8	There is value-based learning and is inclusive of areas like environment, gender equity, human rights etc.

5 options for the above questions –

Strongly agree, Agree, Neutral, Disagree and Strongly Disagree (5,4,3,2 and 1)

An open ended question

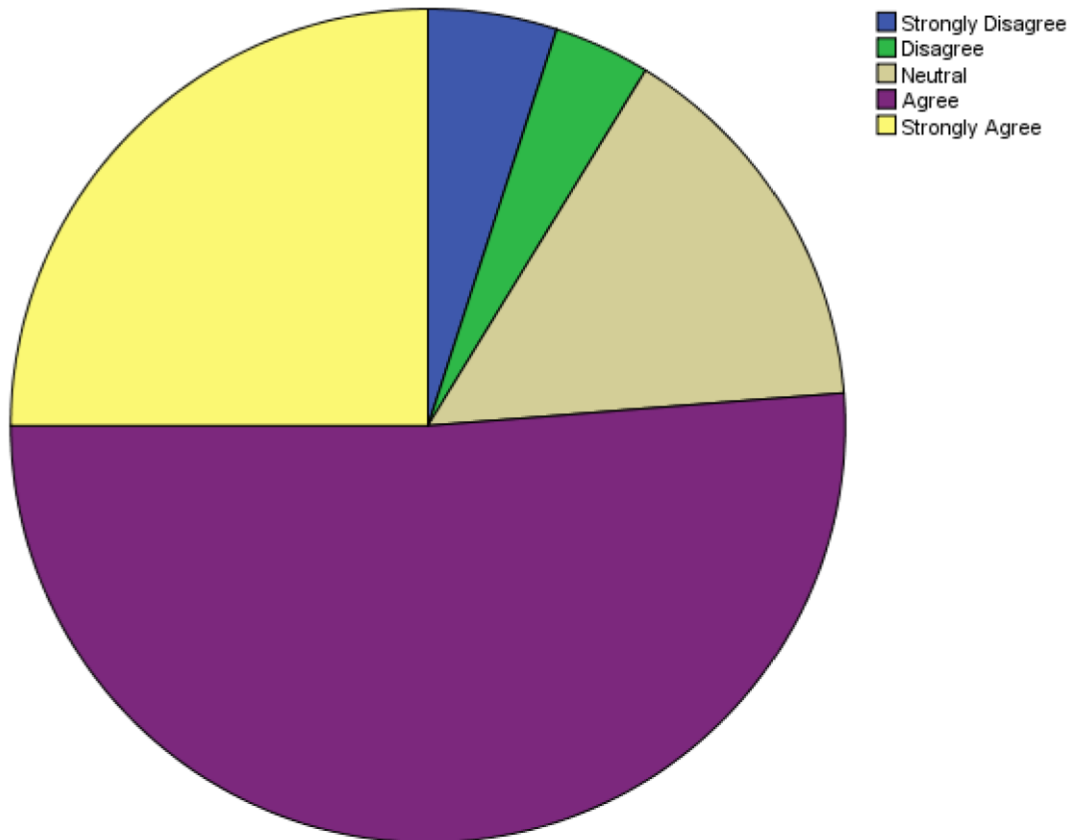
- Your suggestions for betterment

Syllabus Coverage

Particulars	Frequency	Percentage
Strongly Disagree	4	5.0
Disagree	3	3.8
Neutral	12	15.0
Agree	41	51.3
Strongly Agree	20	25.0
Total	80	100.0

Syllabus Coverage

Year: 2016-17

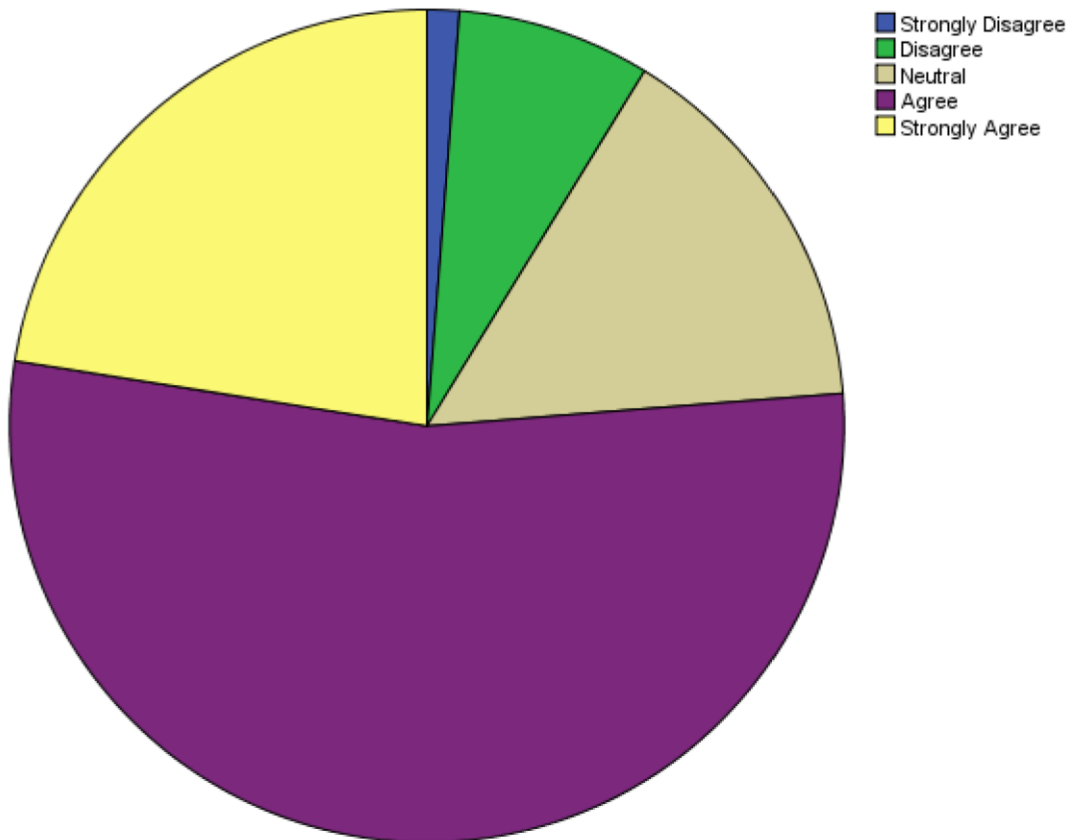


Depth and Variety of Course

Particulars	Frequency	Percentage
Strongly Disagree	1	1.3
Disagree	6	7.5
Neutral	12	15.0
Agree	43	53.8
Strongly Agree	18	22.5
Total	80	100.0

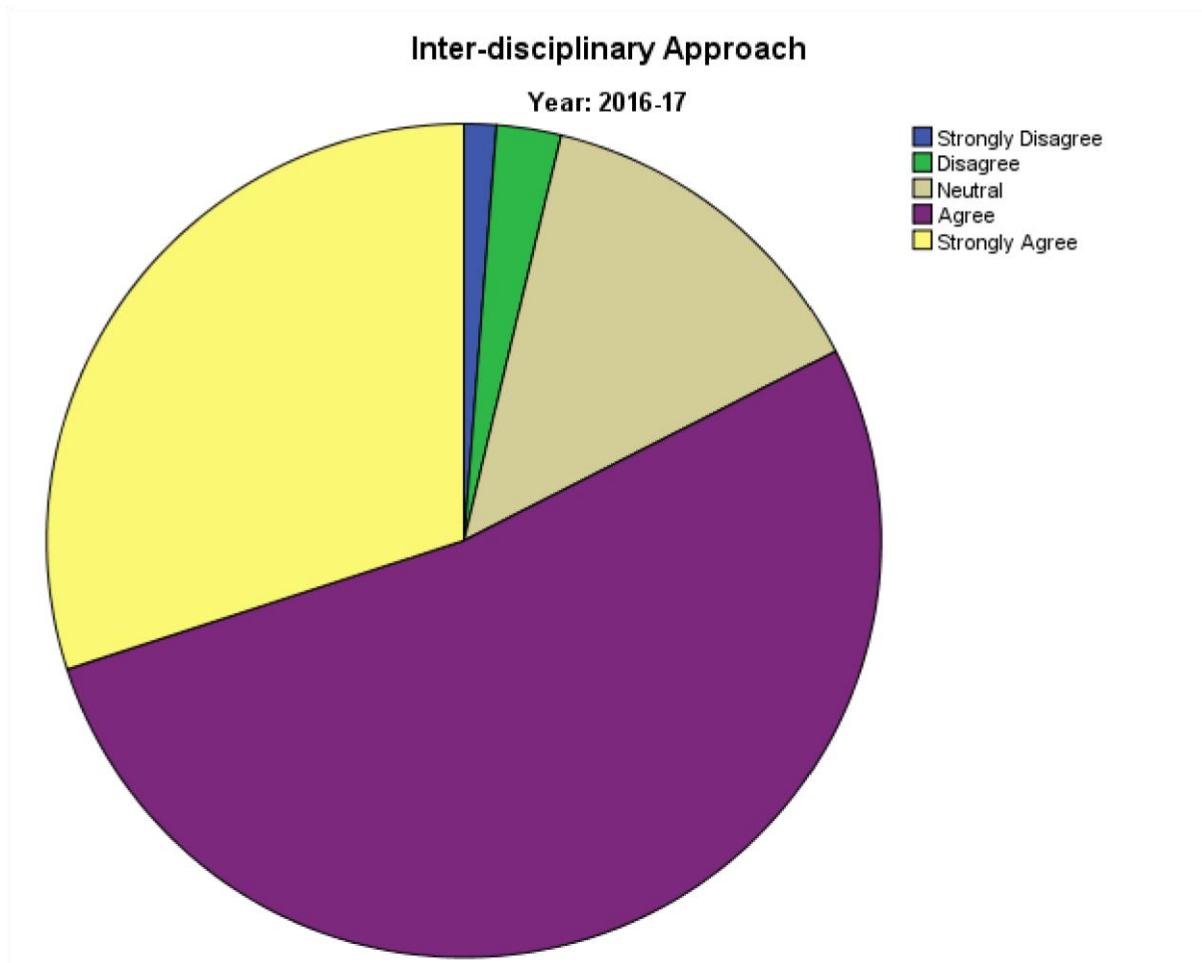
Depth and Variety of Course

Year: 2016-17



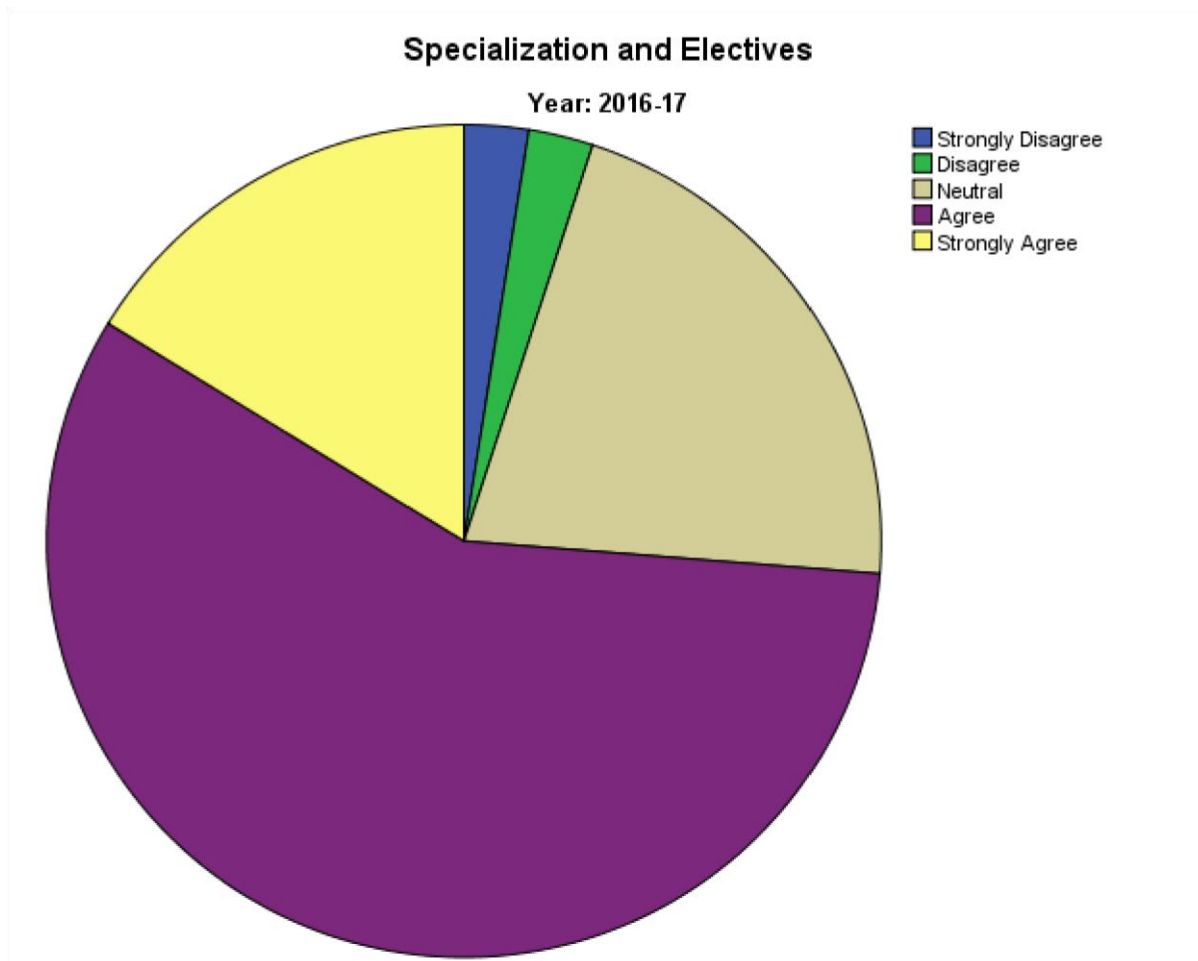
Inter-disciplinary Approach

Particulars	Frequency	Percentage
Strongly Disagree	1	1.3
Disagree	2	2.5
Neutral	11	13.8
Agree	42	52.5
Strongly Agree	24	30.0
Total	80	100.0



Specialization and Electives

Particulars	Frequency	Percentage
Strongly Disagree	2	2.5
Disagree	2	2.5
Neutral	17	21.3
Agree	46	57.5
Strongly Agree	13	16.3
Total	80	100.0

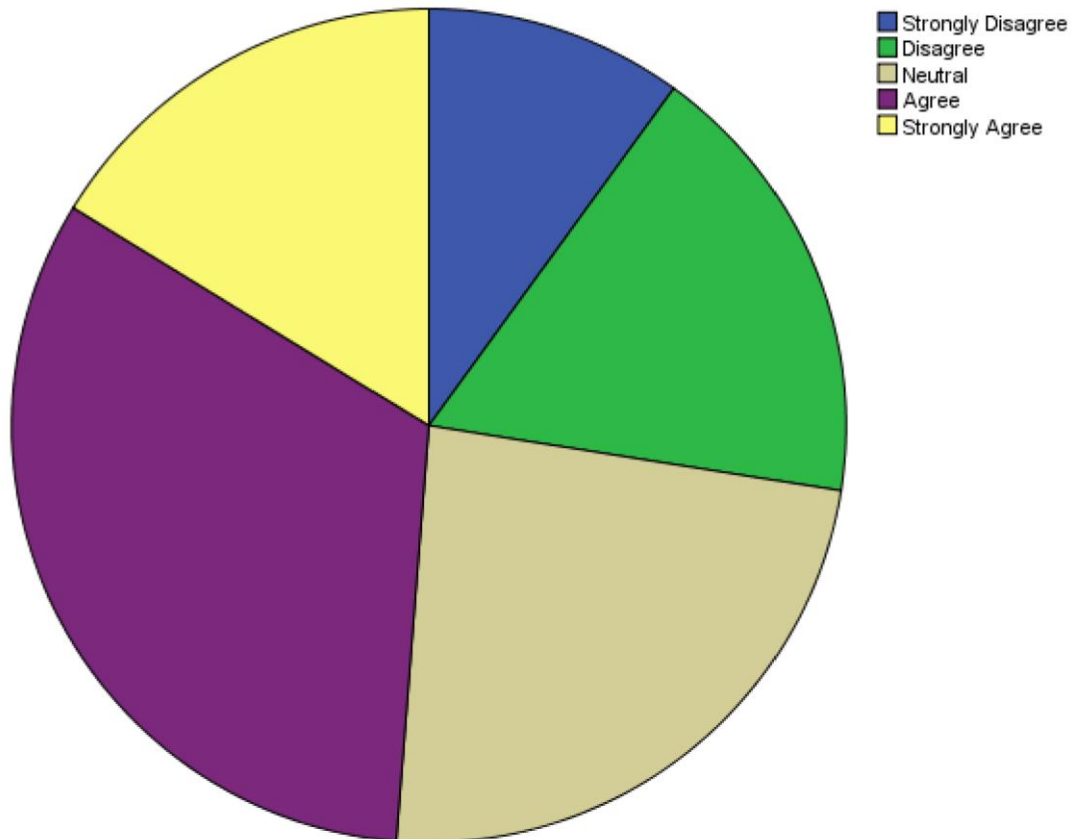


Syllabus and Semester

Particulars	Frequency	Percentage
Strongly Disagree	8	10.0
Disagree	14	17.5
Neutral	19	23.8
Agree	26	32.5
Strongly Agree	13	16.3
Total	80	100.0

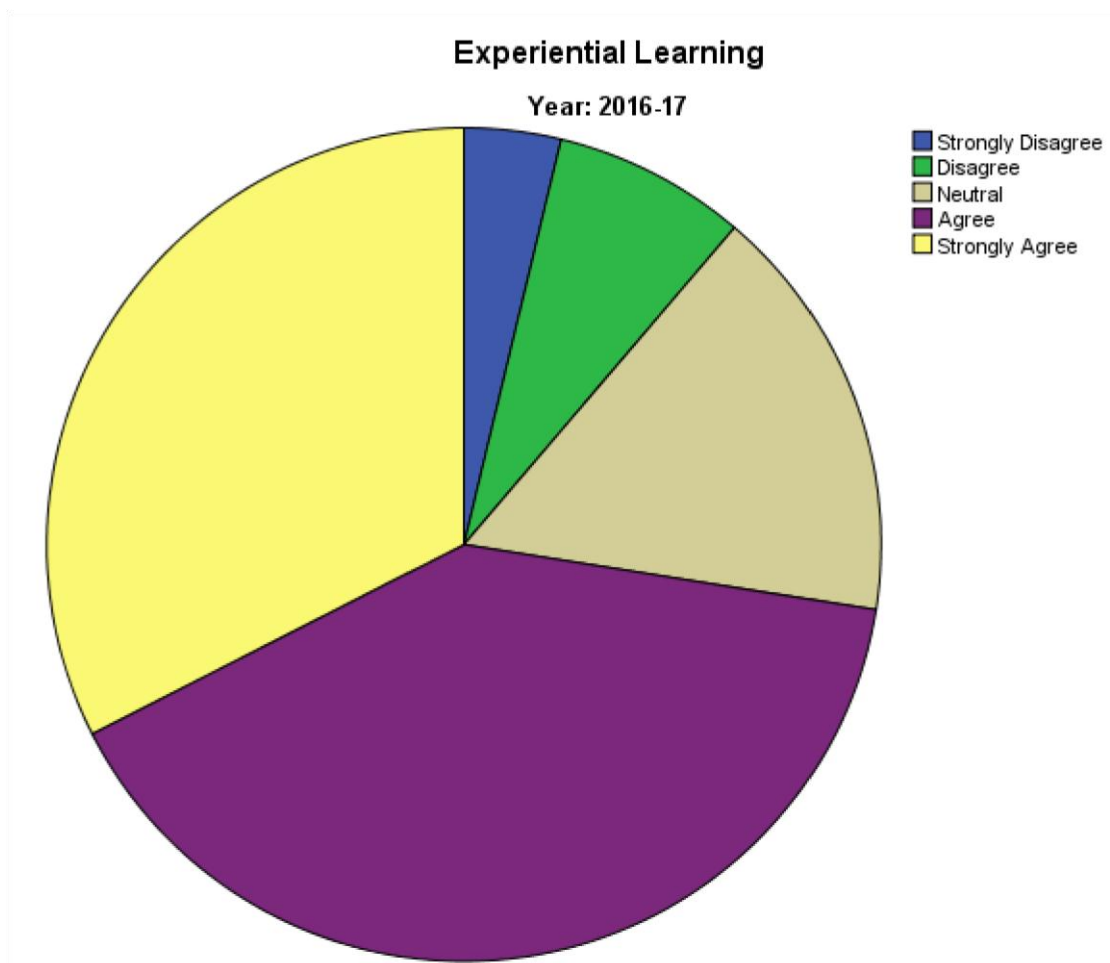
Syllabus and Semesters

Year: 2016-17



Experiential Learning

Particulars	Frequency	Percentage
Strongly Disagree	3	3.8
Disagree	6	7.5
Neutral	13	16.3
Agree	32	40.0
Strongly Agree	26	32.5
Total	80	100.0

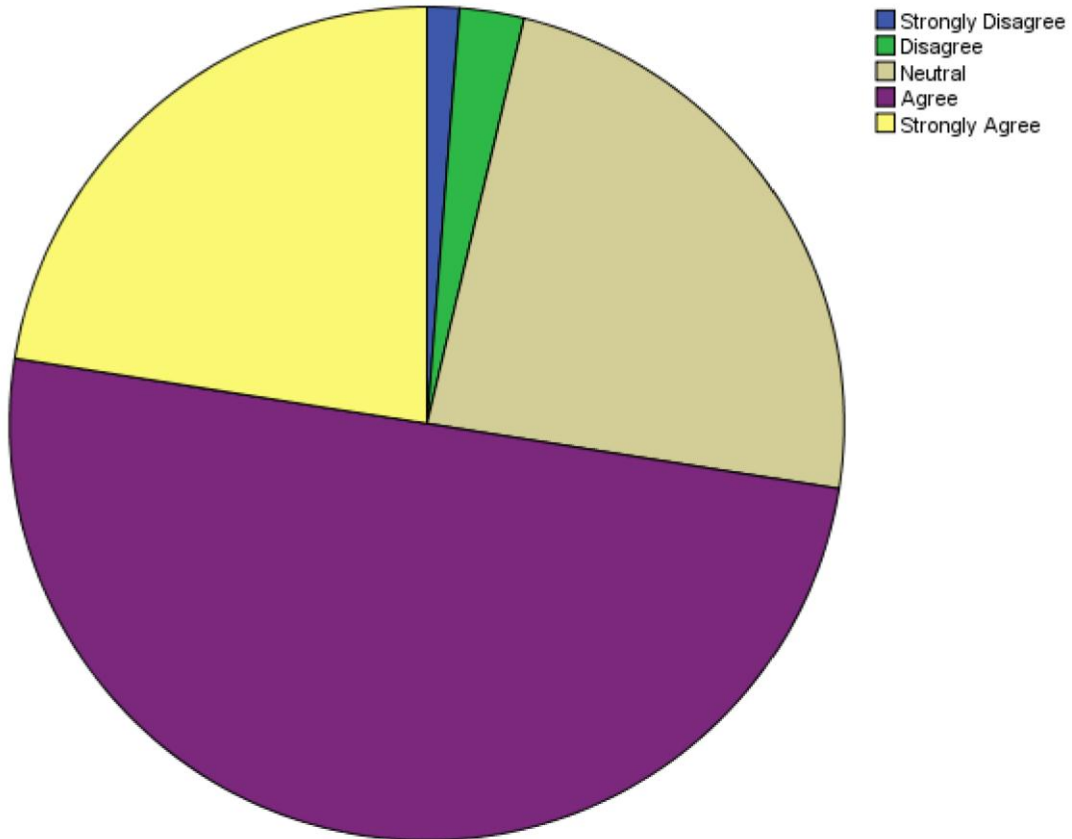


Accordance to Plan and Transparency

Particulars	Frequency	Percentage
Strongly Disagree	1	1.3
Disagree	2	2.5
Neutral	19	23.8
Agree	40	50.0
Strongly Agree	18	22.5
Total	80	100.0

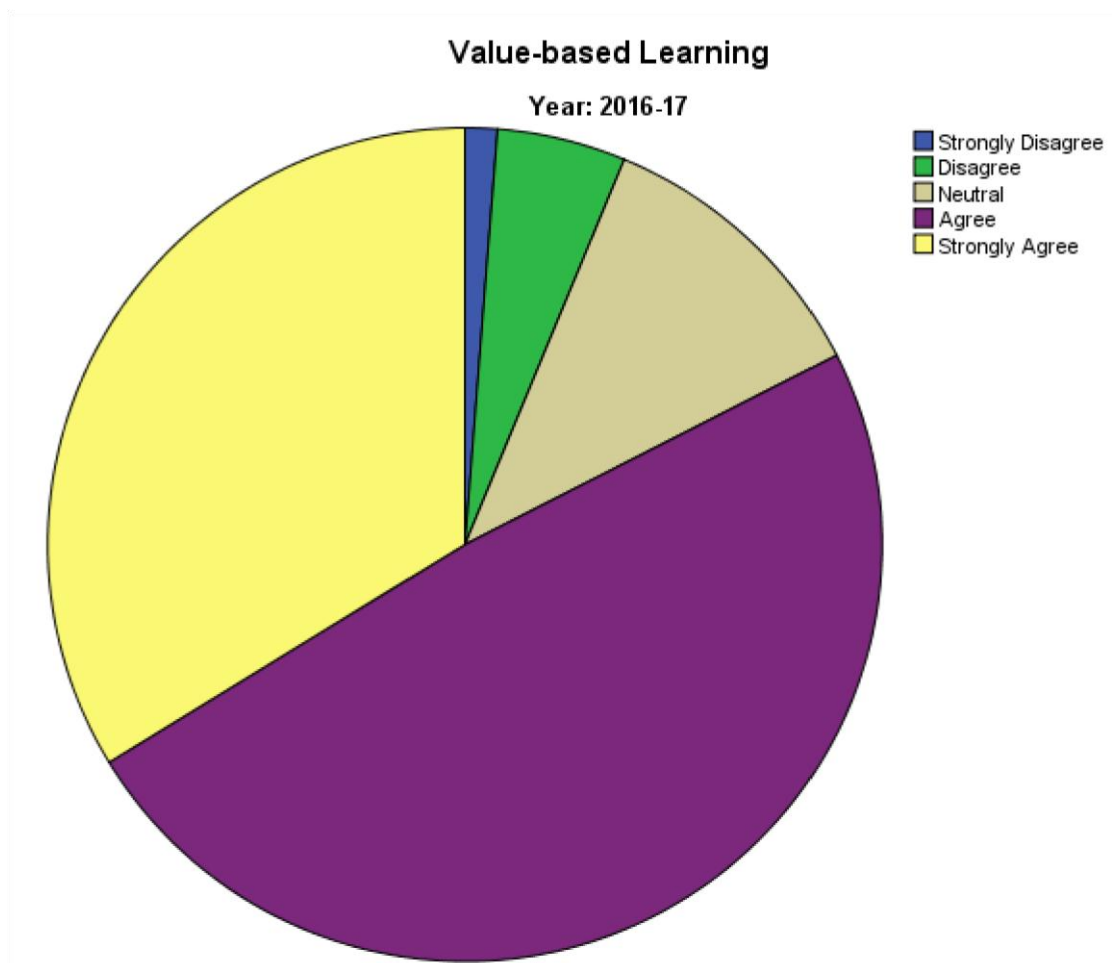
Accordance to Plan and Transparency

Year: 2016-17



Value-based Learning

Particulars	Frequency	Percentage
Strongly Disagree	1	1.3
Disagree	4	5.0
Neutral	9	11.3
Agree	39	48.8
Strongly Agree	27	33.8
Total	80	100.0



Overall Score

Statements	N	Mean	Std. Deviation
Syllabus Coverage	80	3.88	1.00
Depth and Variety of Course	80	3.89	.89
Inter-disciplinary Approach	80	4.07	.81
Specialization and Electives	80	3.83	.82
Syllabus and Semesters	80	3.27	1.22
Experiential Learning	80	3.90	1.06
Accordance to Plan and Transparency	80	3.90	.82
Value-based Learning	80	4.09	.87
Overall Mean Score - UG	80	3.85	.63

Department Wise Analysis

Department	Overall Mean Score
BBA	4.21
Botany	4.34
Chemistry	3.78
Commerce (Aided)	3.70
Economics	2.44
English	3.42
Malayalam	4.06
Mathematics	3.91
Physics	3.79
Political Science	4.28
Commerce (Self Financing)	3.53
Zoology	3.81

Action taken report attached separately

**BASELIUS COLLEGE
KOTTAYAM**



**CURRICULUM FEED BACK BY PG
STUDENTS**

2016 – 17

Questions related to curriculum in the questionnaire

Sl. No.	Statement
1	Syllabus covers all fundamental aspects.
2	There is depth and variety in the courses offered
3	The curriculum has an inter-disciplinary approach in the form of languages, open courses etc.
4	The programme offers relevant specialization and electives
5	Syllabus can be comfortably covered in the semesters
6	The curriculum provides room for participatory and experiential learning in the form of field visits, projects and assignments, Industrial visits or study tours etc.
7	The curriculum delivery in the institution is according to plan and there is transparency in the same.
8	There is value-based learning and is inclusive of areas like environment, gender equity, human rights etc.

5 options for the above questions –

Strongly agree, Agree, Neutral, Disagree and Strongly Disagree (5,4,3,2 and 1)

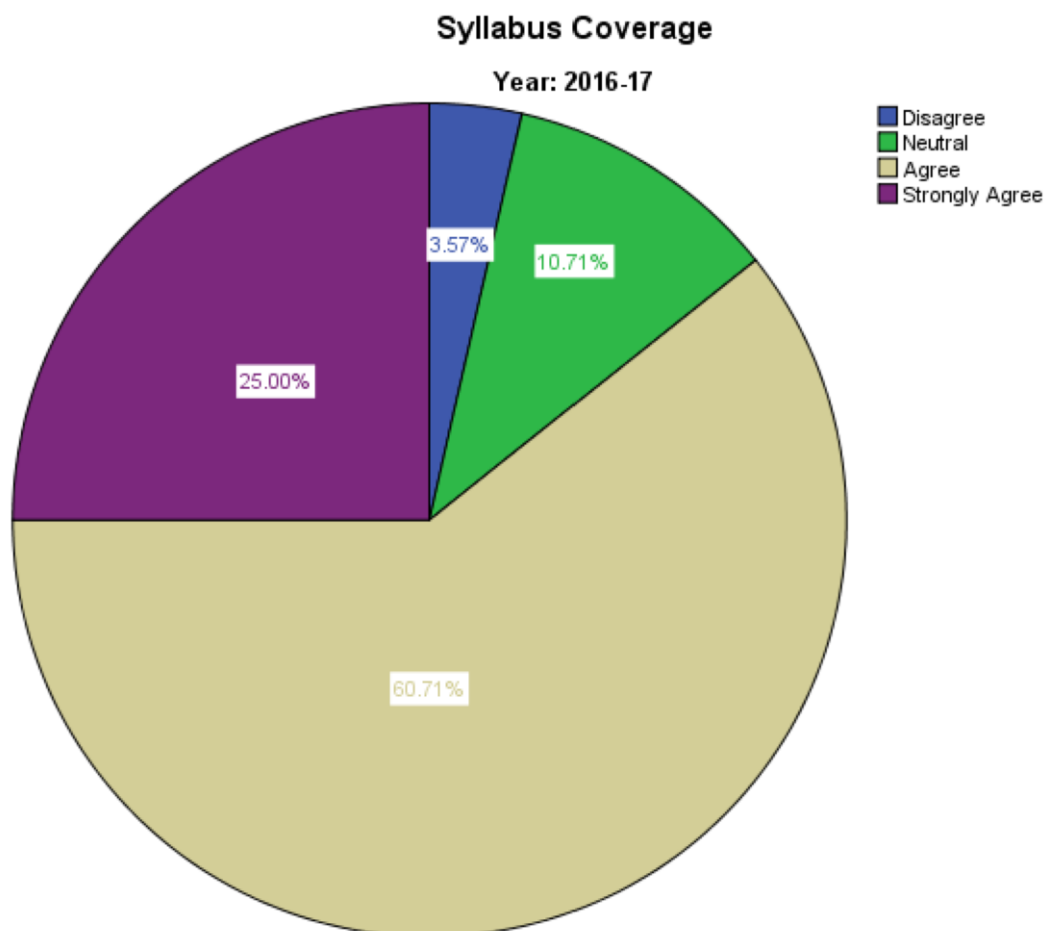
An open ended question

- Your suggestions for betterment

Responses for the statements

Syllabus Coverage

Particulars	Frequency	Percentage
Strongly Disagree	-	-
Disagree	1	3.6
Neutral	3	10.7
Agree	17	60.7
Strongly Agree	7	25.0
Total	28	100.0

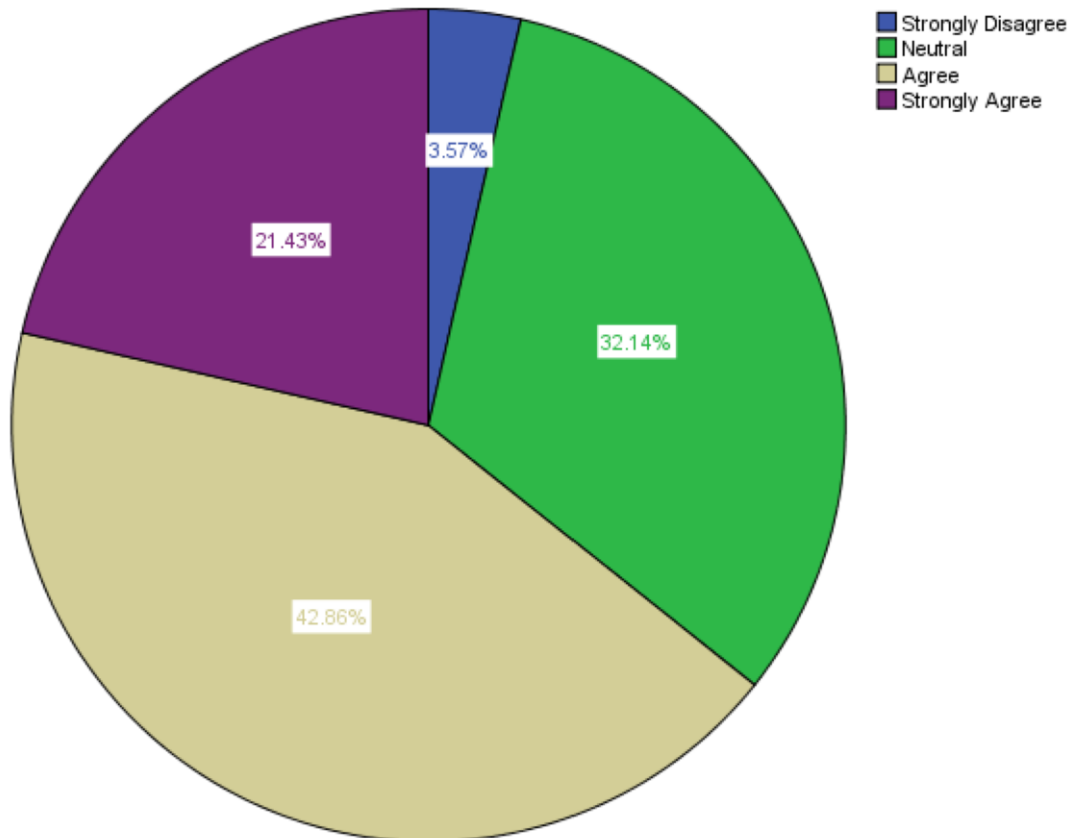


Depth and Variety of Course

Particulars	Frequency	Percentage
Strongly Disagree	1	3.6
Disagree	-	-
Neutral	9	32.1
Agree	12	42.9
Strongly Agree	6	21.4
Total	28	100.0

Depth and Variety of Course

Year: 2016-17

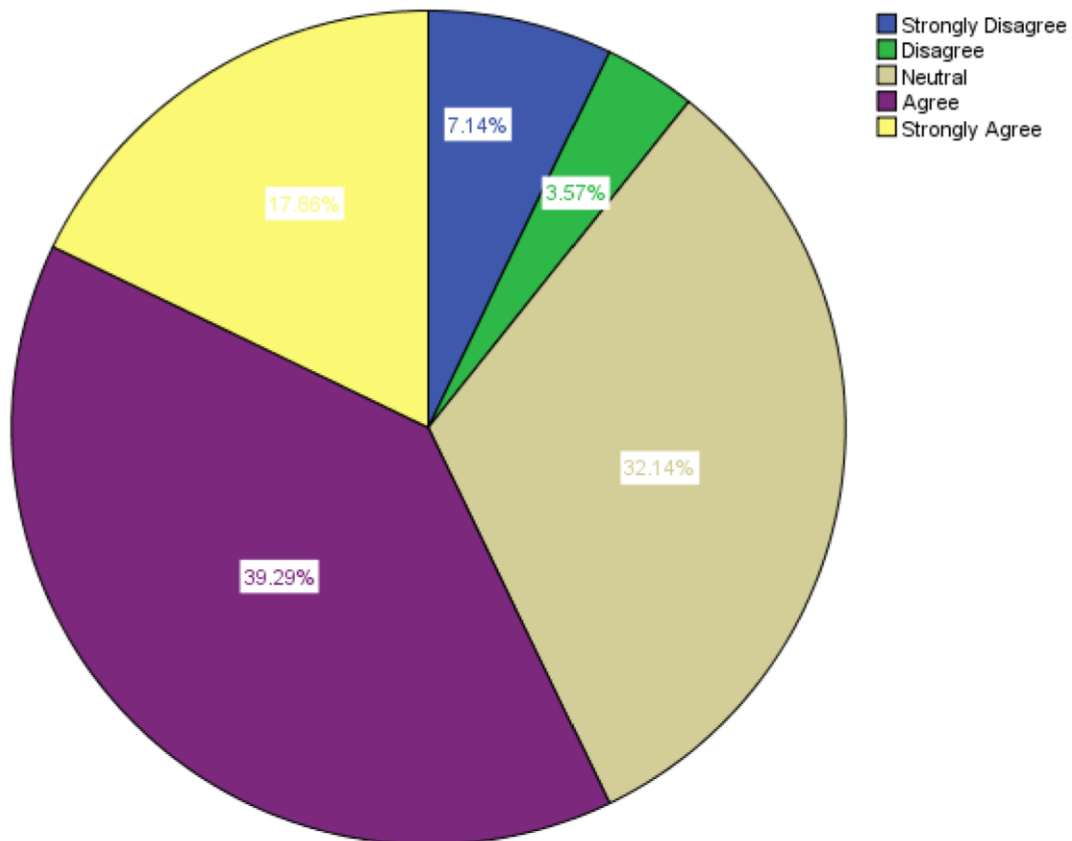


Inter-disciplinary Approach

Particulars	Frequency	Percentage
Strongly Disagree	2	7.1
Disagree	1	3.6
Neutral	9	32.1
Agree	11	39.3
Strongly Agree	5	17.9
Total	28	100.0

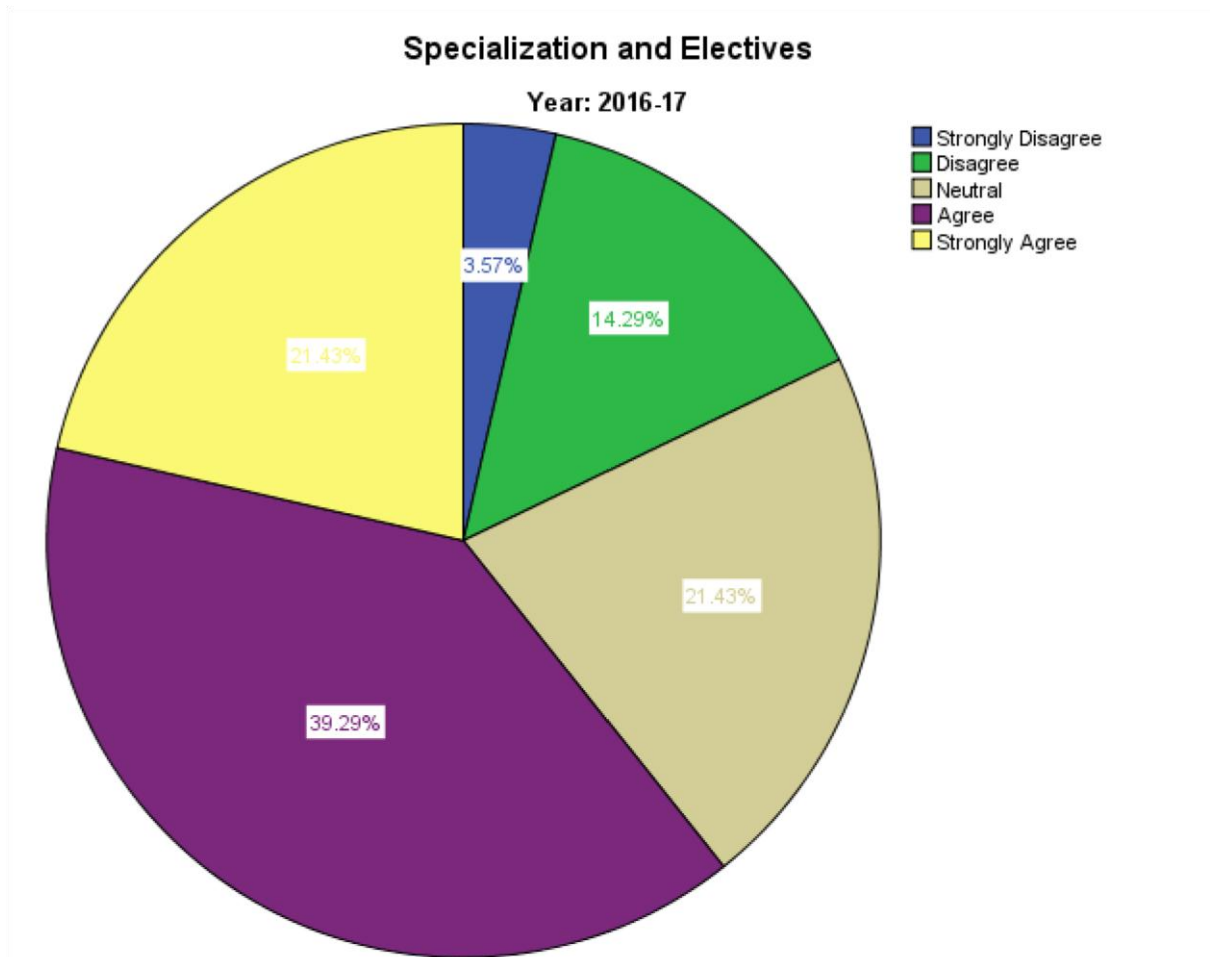
Inter-disciplinary Approach

Year: 2016-17



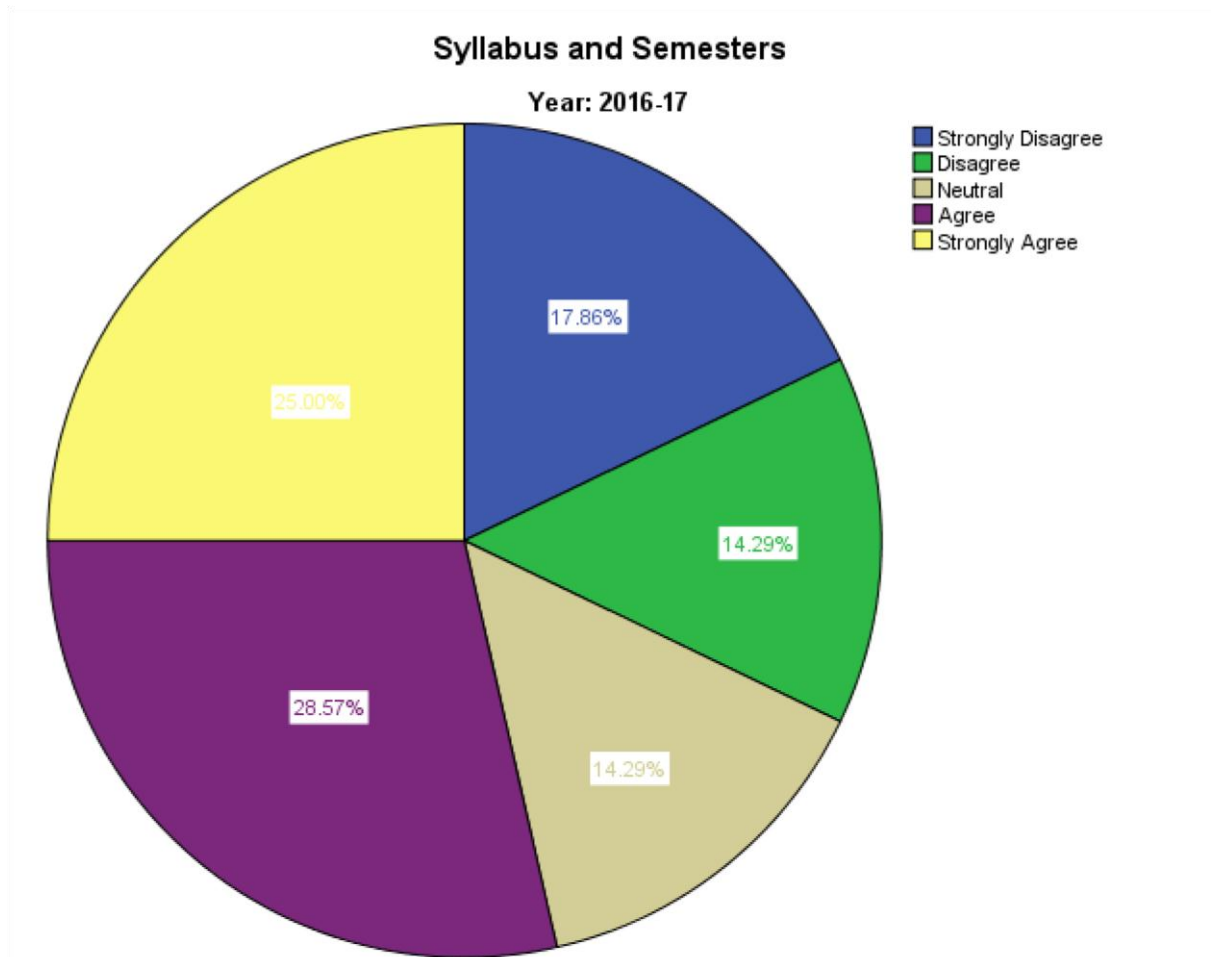
Specialization and Electives

Particulars	Frequency	Percentage
Strongly Disagree	1	3.6
Disagree	4	14.3
Neutral	6	21.4
Agree	11	39.3
Strongly Agree	6	21.4
Total	28	100.0



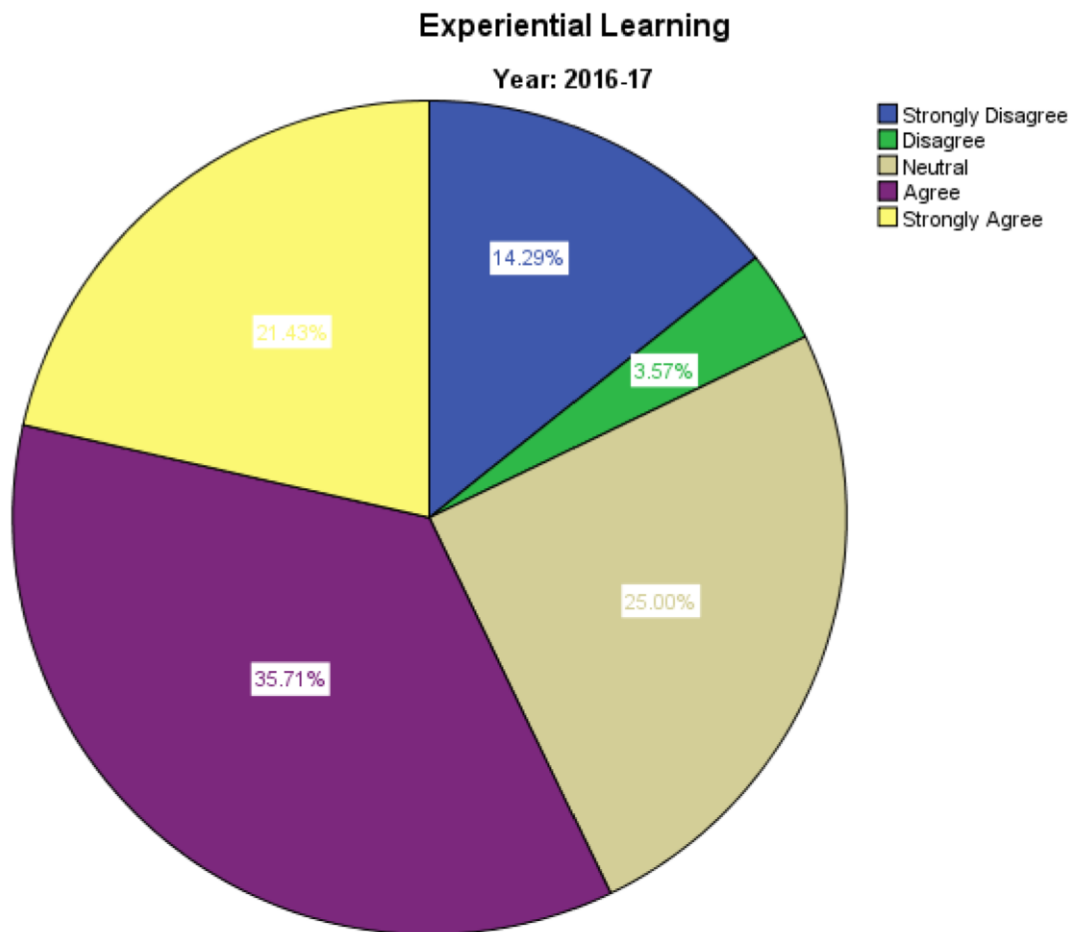
Syllabus and Semesters

Particulars	Frequency	Percentage
Strongly Disagree	5	17.9
Disagree	4	14.3
Neutral	4	14.3
Agree	8	28.6
Strongly Agree	7	25.0
Total	28	100.0



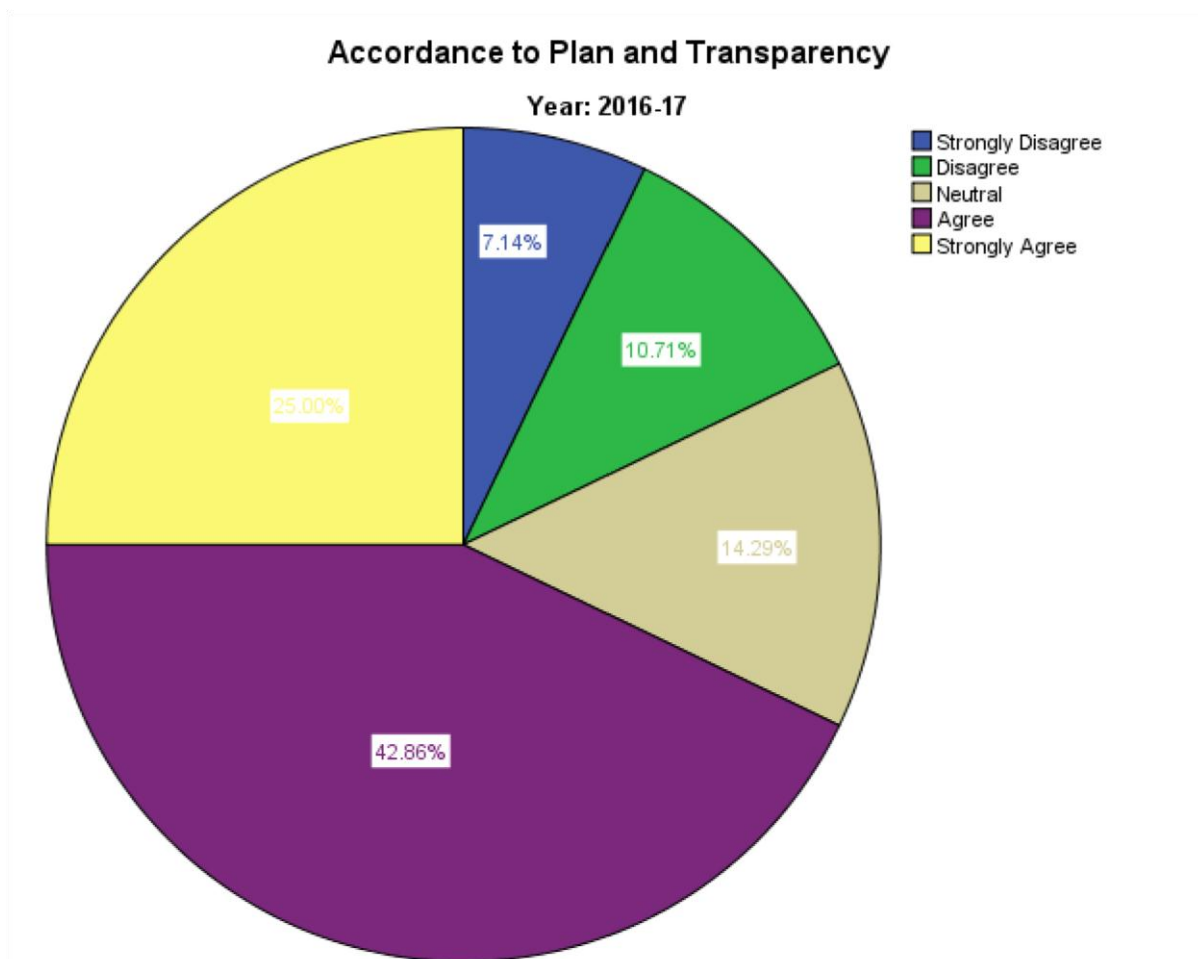
Experiential Learning

Particulars	Frequency	Percentage
Strongly Disagree	4	14.3
Disagree	1	3.6
Neutral	7	25.0
Agree	10	35.7
Strongly Agree	6	21.4
Total	28	100.0



Accordance to Plan and Transparency

Particulars	Frequency	Percentage
Strongly Disagree	2	7.1
Disagree	3	10.7
Neutral	4	14.3
Agree	12	42.9
Strongly Agree	7	25.0
Total	28	100.0

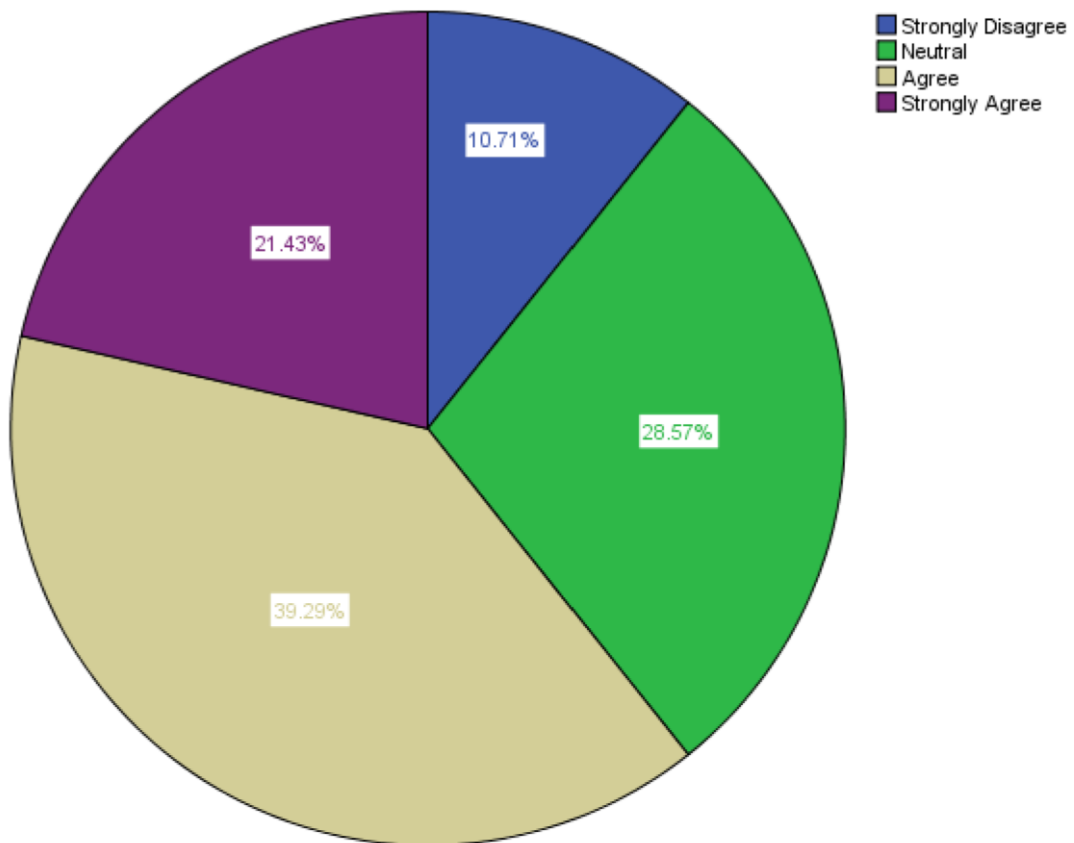


Value-based Learning

Particulars	Frequency	Percentage
Strongly Disagree	3	10.7
Disagree	-	-
Neutral	8	28.6
Agree	11	39.3
Strongly Agree	6	21.4
Total	28	100.0

Value-based Learning

Year: 2016-17



Overall Score


Statements	N	Mean	Std. Deviation
Syllabus Coverage	28	4.07	.72
Depth and Variety of Course	28	3.79	.92
Inter-disciplinary Approach	28	3.57	1.07
Specialization and Electives	28	3.61	1.10
Syllabus and Semesters	28	3.29	1.46
Experiential Learning	28	3.46	1.29
Accordance to Plan and Transparency	28	3.68	1.19
Value-based Learning	28	3.61	1.17
Overall Mean Score - PG	28	3.63	.96

Department Wise Analysis

Department	Overall Mean Score
Chemistry	3.98
Commerce (Aided)	3.30
Economics	4.58
English	3.40
Physics	2.71
Commerce (Self Financing)	3.48

Action Taken report attached separately




Dr. BIJU THOMAS
PRINCIPAL
BASELIUS COLLEGE
KOTTAYAM