

**BASELIUS COLLEGE
KOTTAYAM**



ESTD 1964

**CURRICULUM FEED BACK BY UG
STUDENTS**

2017 – 18

Questions related to curriculum in the questionnaire

Sl. No.	Statement
1	Syllabus covers all fundamental aspects.
2	There is depth and variety in the courses offered
3	The curriculum has an inter-disciplinary approach in the form of languages, open courses etc.
4	The programme offers relevant specialization and electives
5	Syllabus can be comfortably covered in the semesters
6	The curriculum provides room for participatory and experiential learning in the form of field visits, projects and assignments, Industrial visits or study tours etc.
7	The curriculum delivery in the institution is according to plan and there is transparency in the same.
8	There is value-based learning and is inclusive of areas like environment, gender equity, human rights etc.

5 options for the above questions –

Strongly agree, Agree, Neutral, Disagree and Strongly Disagree (5, 4, 3, 2 and 1)

An open ended question

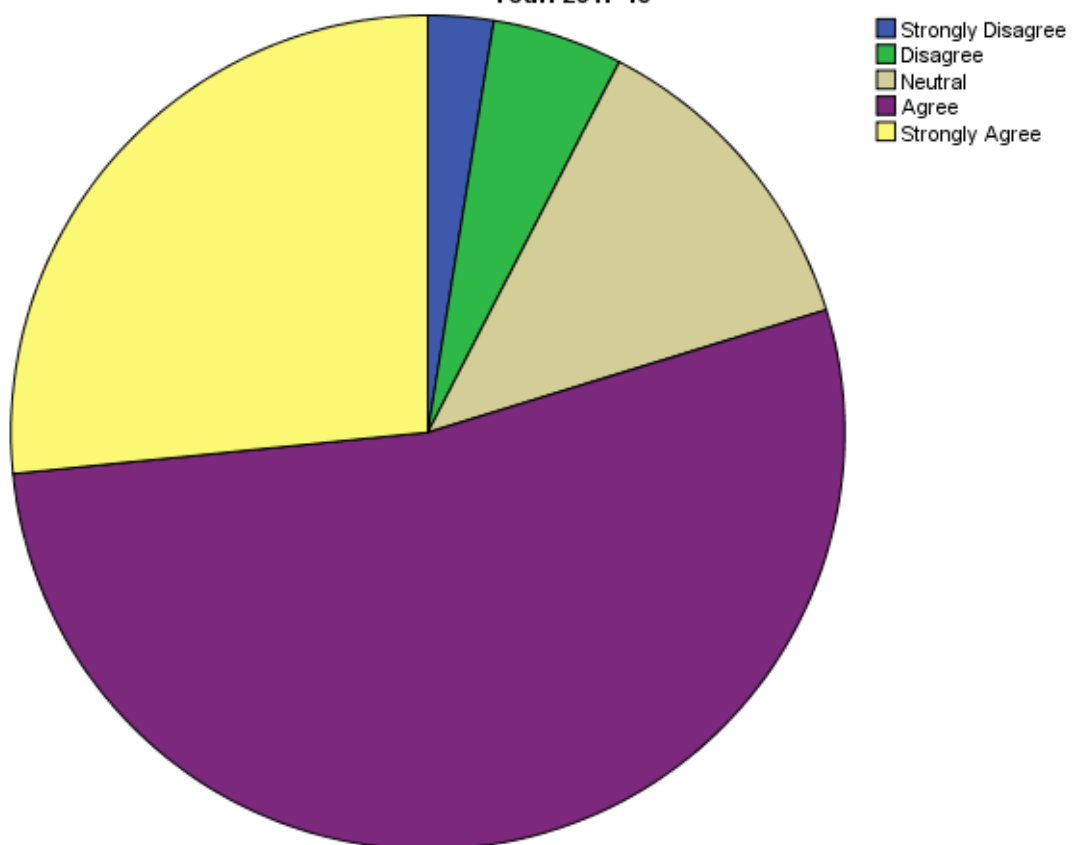
-Your suggestions for betterment

Syllabus Coverage

Particulars	Frequency	Percentage
Strongly Disagree	2	2.5
Disagree	4	5.1
Neutral	10	12.7
Agree	42	53.2
Strongly Agree	21	26.6
Total	79	100.0

Syllabus Coverage

Year: 2017-18

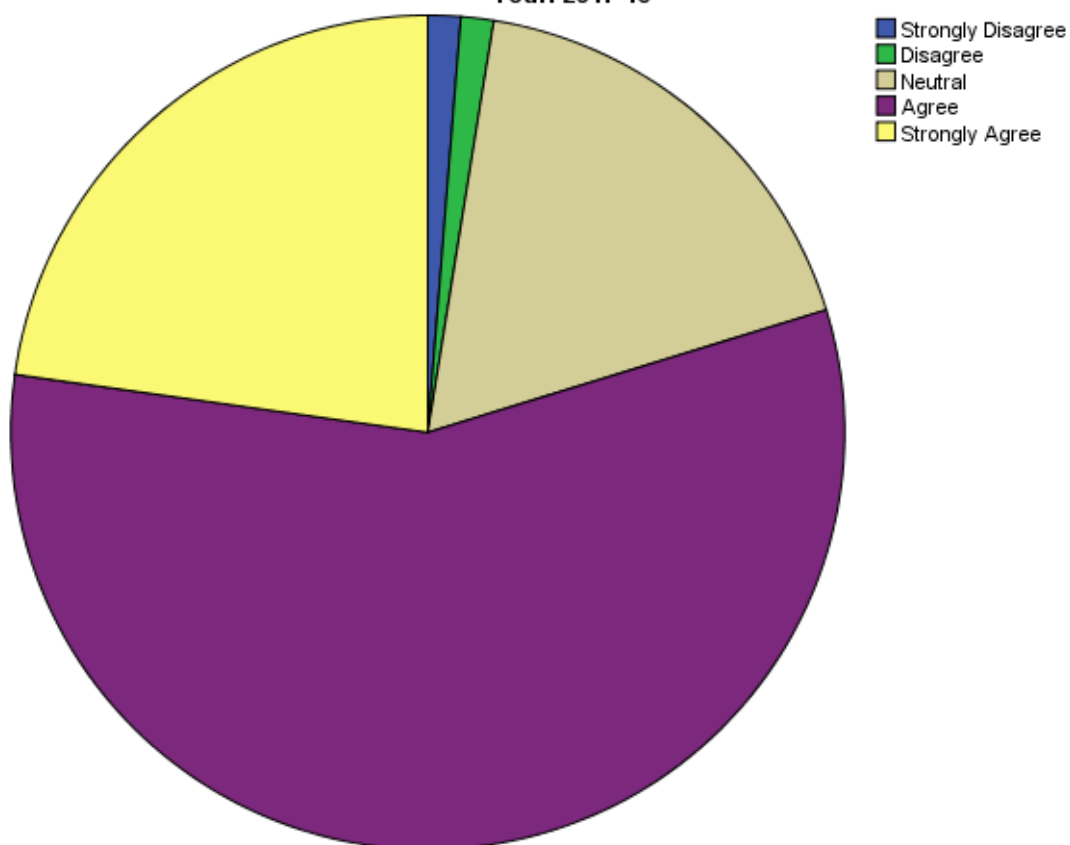


Depth and Variety of Course

Particulars	Frequency	Percentage
Strongly Disagree	1	1.3
Disagree	1	1.3
Neutral	14	17.7
Agree	45	57.0
Strongly Agree	18	22.8
Total	79	100.0

Depth and Variety of Course

Year: 2017-18

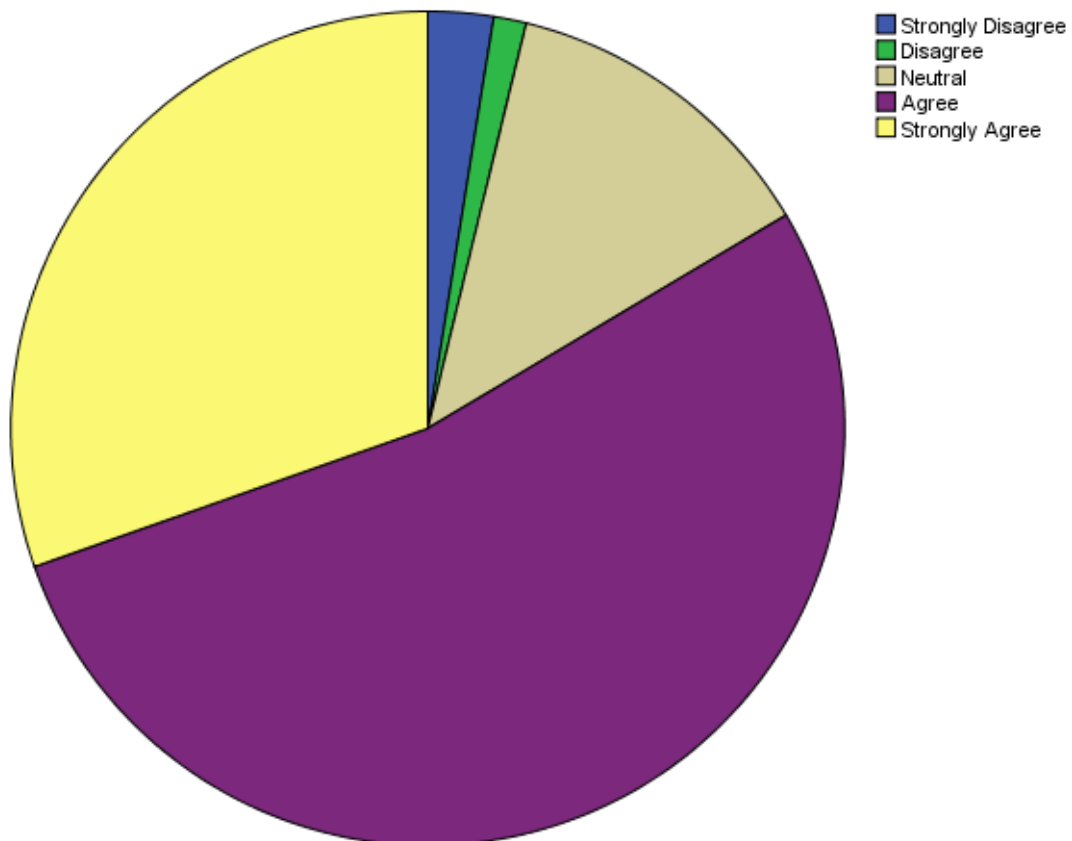


Inter-disciplinary Approach

Particulars	Frequency	Percentage
Strongly Disagree	2	2.5
Disagree	1	1.3
Neutral	10	12.7
Agree	42	53.2
Strongly Agree	24	30.4
Total	79	100.0

Inter-disciplinary Approach

Year: 2017-18

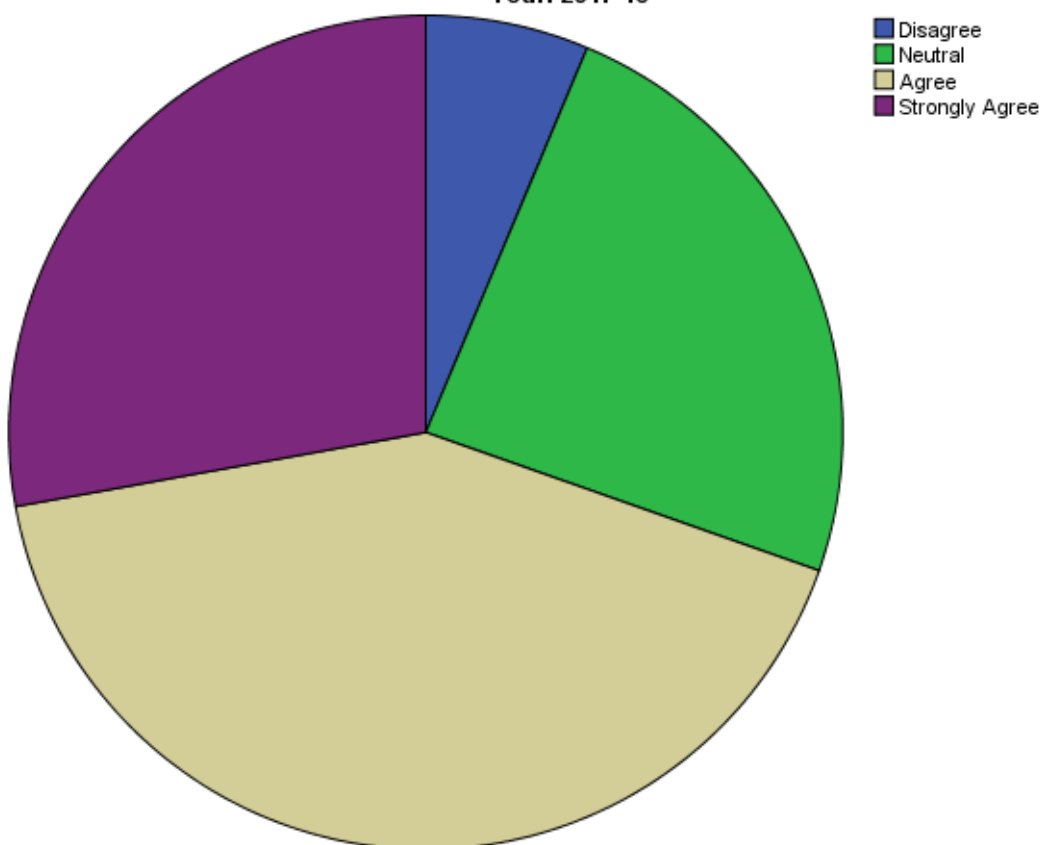


Specialization and Electives

Particulars	Frequency	Percentage
Strongly Disagree	-	-
Disagree	5	6.3
Neutral	19	24.1
Agree	33	41.8
Strongly Agree	22	27.8
Total	79	100.0

Specialization and Electives

Year: 2017-18

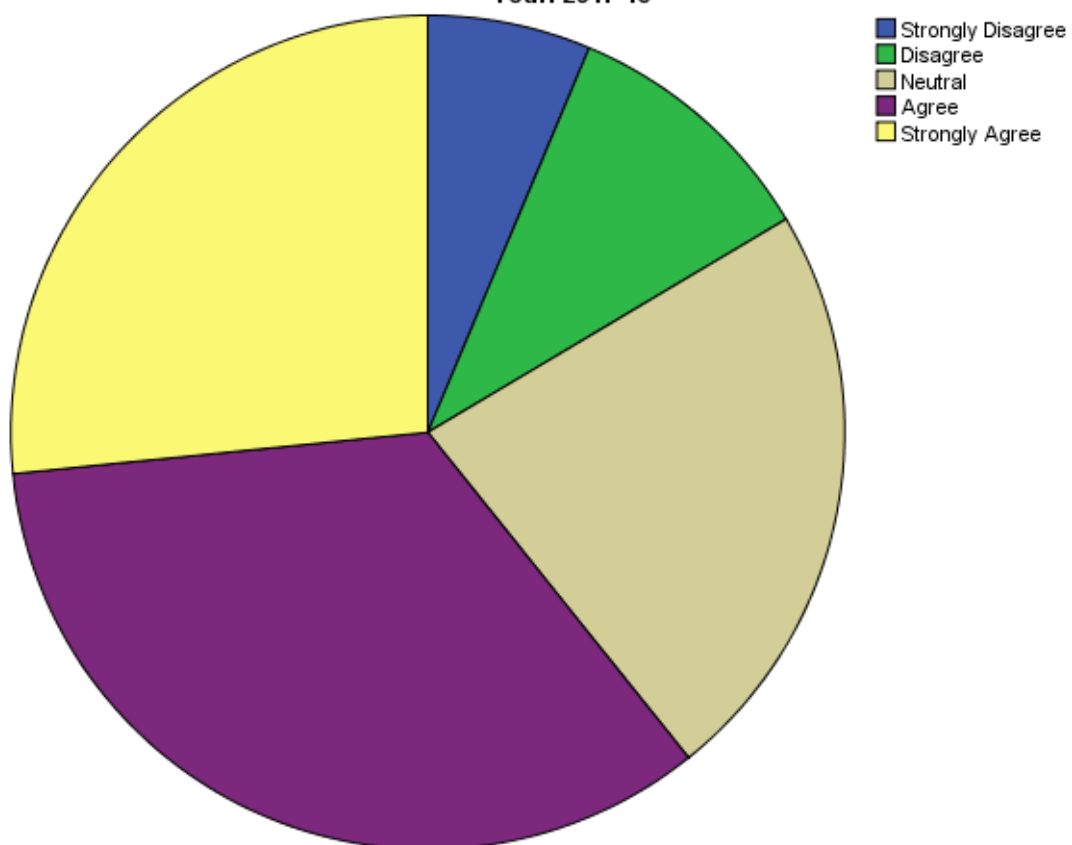


Syllabus and Semester

Particulars	Frequency	Percentage
Strongly Disagree	5	6.3
Disagree	8	10.1
Neutral	18	22.8
Agree	27	34.2
Strongly Agree	21	26.6
Total	79	100.0

Syllabus and Semesters

Year: 2017-18

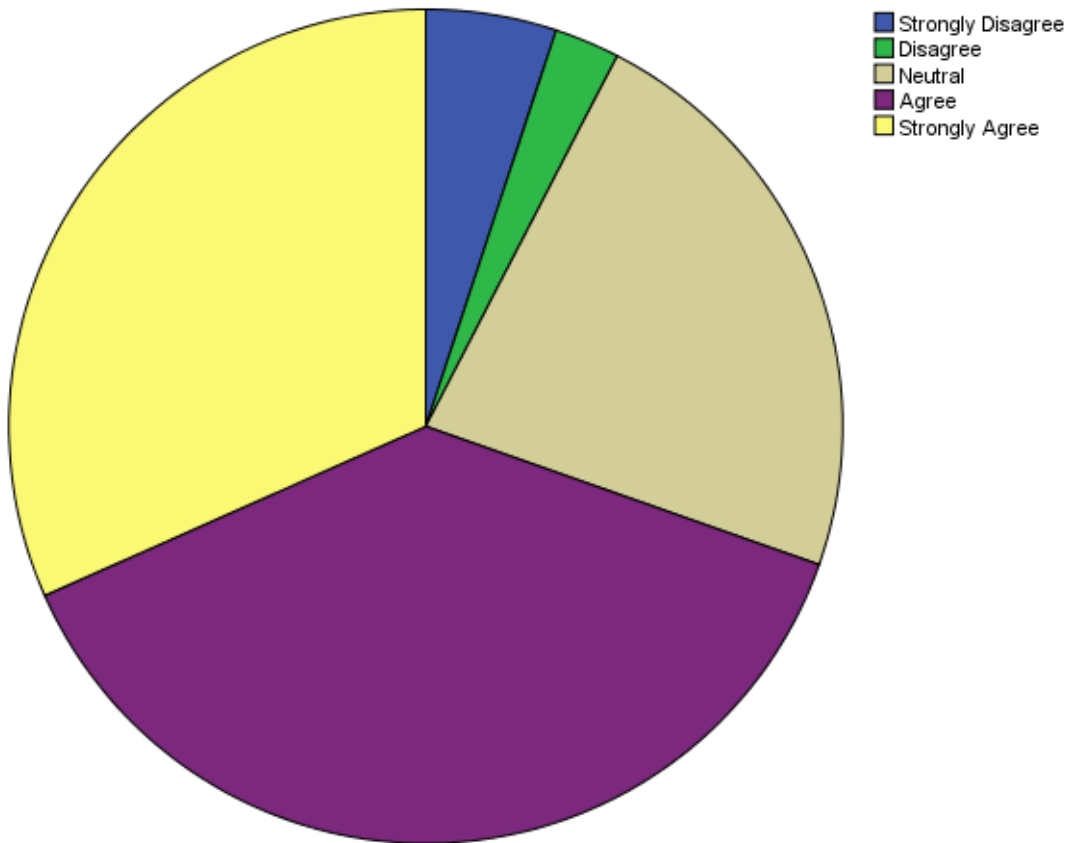


Experiential Learning

Particulars	Frequency	Percentage
Strongly Disagree	4	5.1
Disagree	2	2.5
Neutral	18	22.8
Agree	30	38.0
Strongly Agree	25	31.6
Total	79	100.0

Experiential Learning

Year: 2017-18

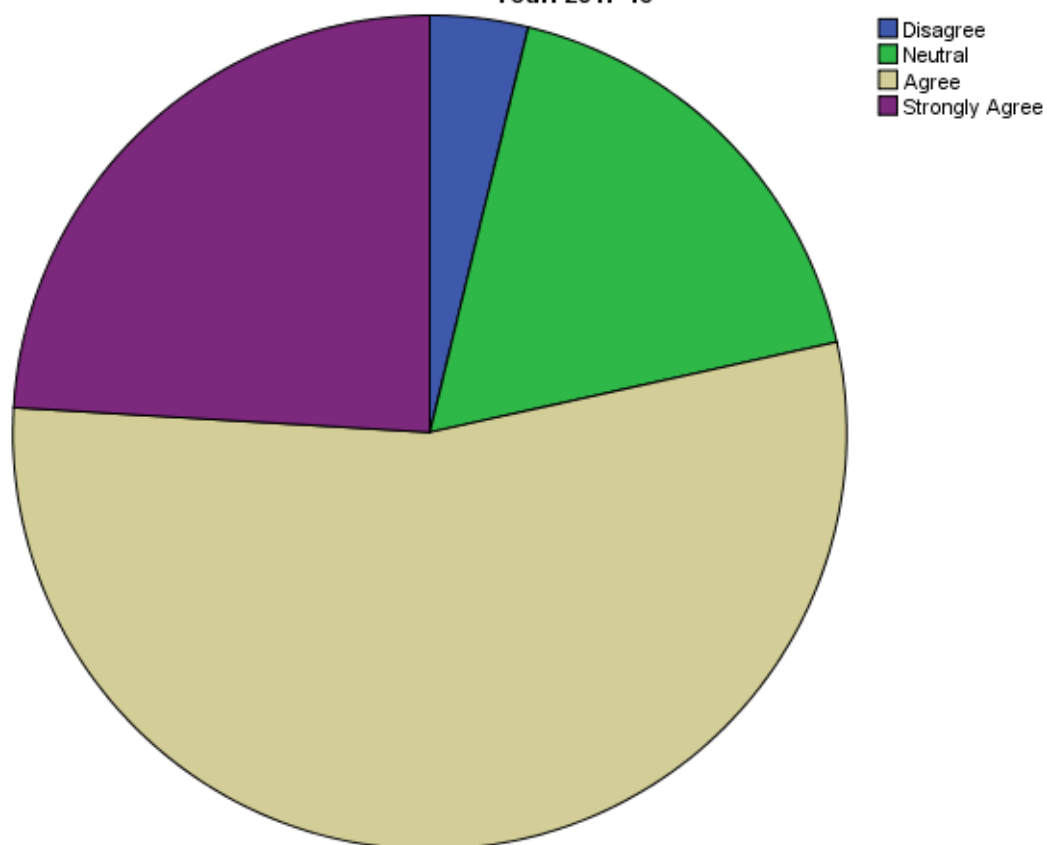


Accordance to Plan and Transparency

Particulars	Frequency	Percentage
Strongly Disagree	-	-
Disagree	3	3.8
Neutral	14	17.7
Agree	43	54.4
Strongly Agree	19	24.1
Total	79	100.0

Accordance to Plan and Transparency

Year: 2017-18

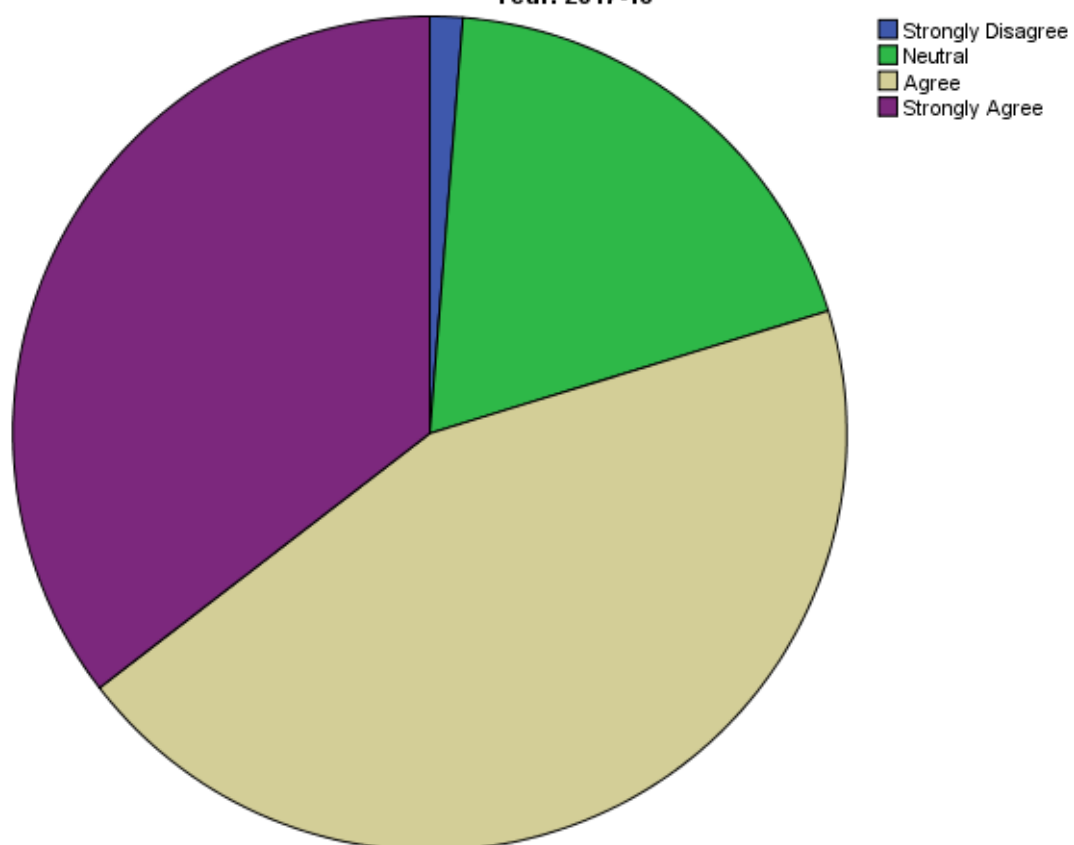


Value-based Learning

Particulars	Frequency	Percentage
Strongly Disagree	1	1.3
Disagree	-	-
Neutral	15	19.0
Agree	35	44.3
Strongly Agree	28	35.4
Total	79	100.0

Value-based Learning

Year: 2017-18



Overall Score

Statements	N	Mean	Std. Deviation
Syllabus Coverage	79	3.96	.91
Depth and Variety of Course	79	3.99	.76
Inter-disciplinary Approach	79	4.08	.84
Specialization and Electives	79	3.91	.88
Syllabus and Semesters	79	3.65	1.17
Experiential Learning	79	3.89	1.05
Accordance to Plan and Transparency	79	3.99	.76
Value-based Learning	79	4.13	.81
Overall Mean Score - UG	79	3.95	.69

Department Wise Analysis – UG

Department	Overall Mean Score
BBA	3.93
Botany	4.39
Chemistry	4.08
Commerce (Aided)	3.70
Economics	3.81
English	3.47
Malayalam	4.04
Mathematics	3.57
Physics	4.29
Political Science	4.81
Commerce (Self Financing)	3.56
Zoology	3.80

Action taken report attached separately

BASELIUS COLLEGE KOTTAYAM



ESTD 1964

CURRICULUM FEED BACK BY PG STUDENTS

2017 – 18

Questions related to curriculum in the questionnaire

Sl. No.	Statement
1	Syllabus covers all fundamental aspects.
2	There is depth and variety in the courses offered
3	The curriculum has an inter-disciplinary approach in the form of languages, open courses etc.
4	The programme offers relevant specialization and electives
5	Syllabus can be comfortably covered in the semesters
6	The curriculum provides room for participatory and experiential learning in the form of field visits, projects and assignments, Industrial visits or study tours etc.
7	The curriculum delivery in the institution is according to plan and there is transparency in the same.
8	There is value-based learning and is inclusive of areas like environment, gender equity, human rights etc.

5 options for the above questions –

Strongly agree, Agree, Neutral, Disagree and Strongly Disagree (5,4,3,2 and 1)

An open ended question

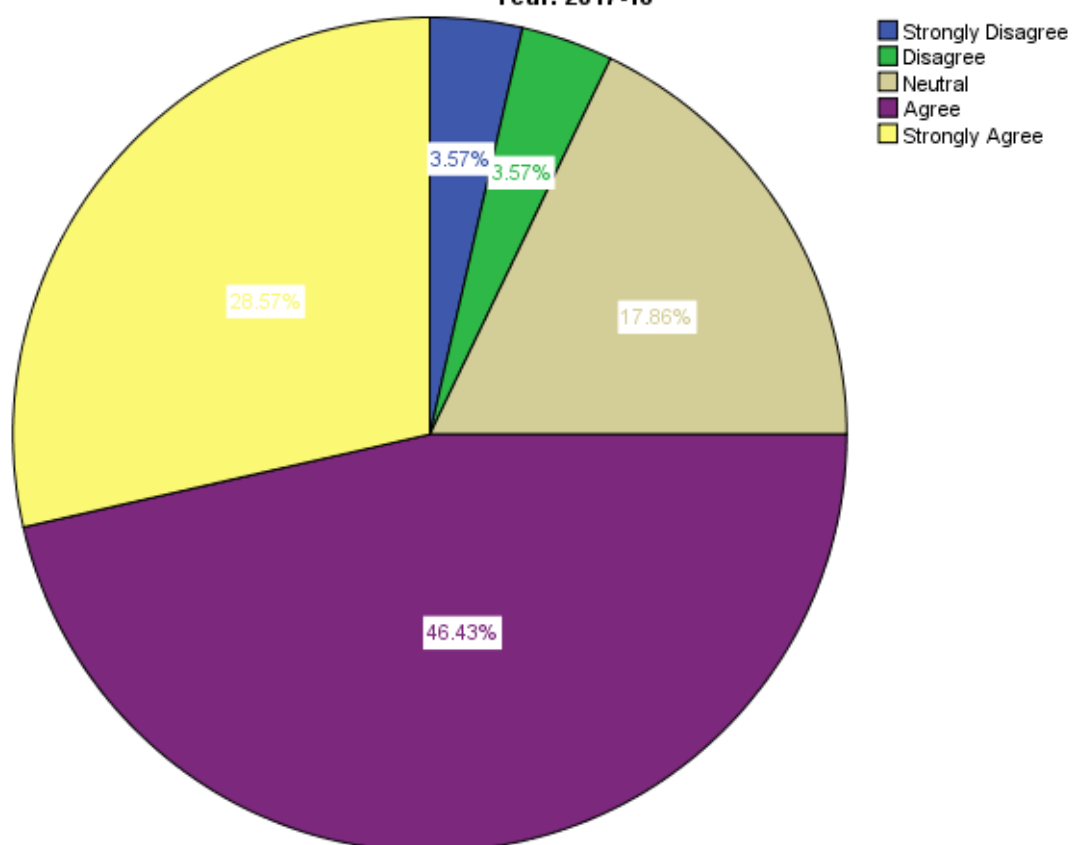
-Your suggestions for betterment

Syllabus Coverage

Particulars	Frequency	Percentage
Strongly Disagree	1	3.6
Disagree	1	3.6
Neutral	5	17.9
Agree	13	46.4
Strongly Agree	8	28.6
Total	28	100.0

Syllabus Coverage

Year: 2017-18

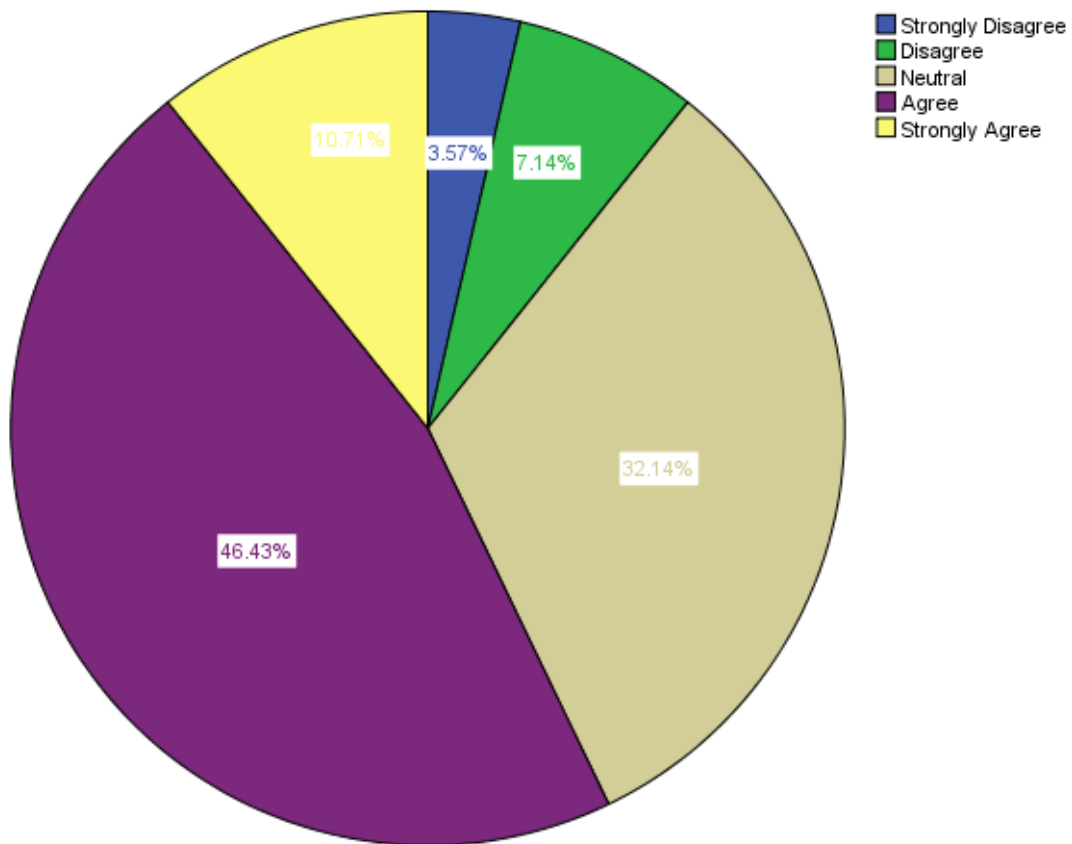


Depth and Variety of Course

Particulars	Frequency	Percentage
Strongly Disagree	1	3.6
Disagree	2	7.1
Neutral	9	32.1
Agree	13	46.4
Strongly Agree	3	10.7
Total	28	100.0

Depth and Variety of Course

Year: 2017-18

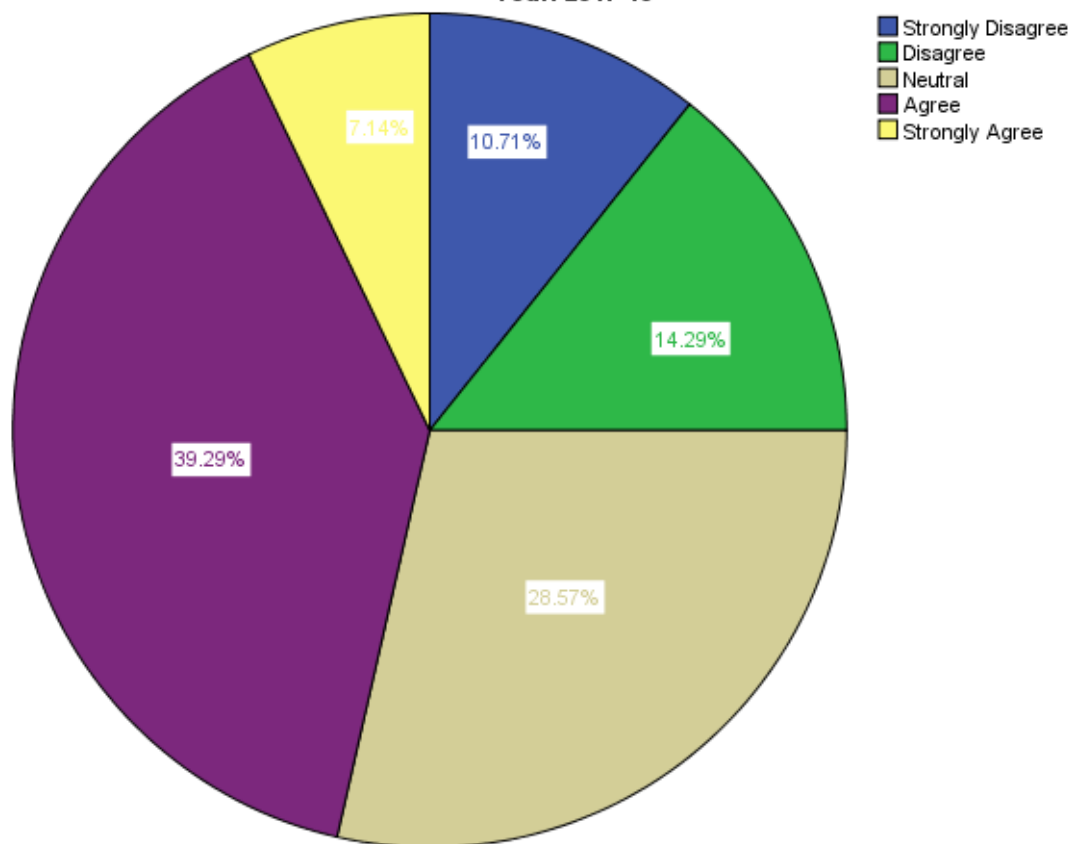


Inter-disciplinary Approach

Particulars	Frequency	Percentage
Strongly Disagree	3	10.7
Disagree	4	14.3
Neutral	8	28.6
Agree	11	39.3
Strongly Agree	2	7.1
Total	28	100.0

Inter-disciplinary Approach

Year: 2017-18

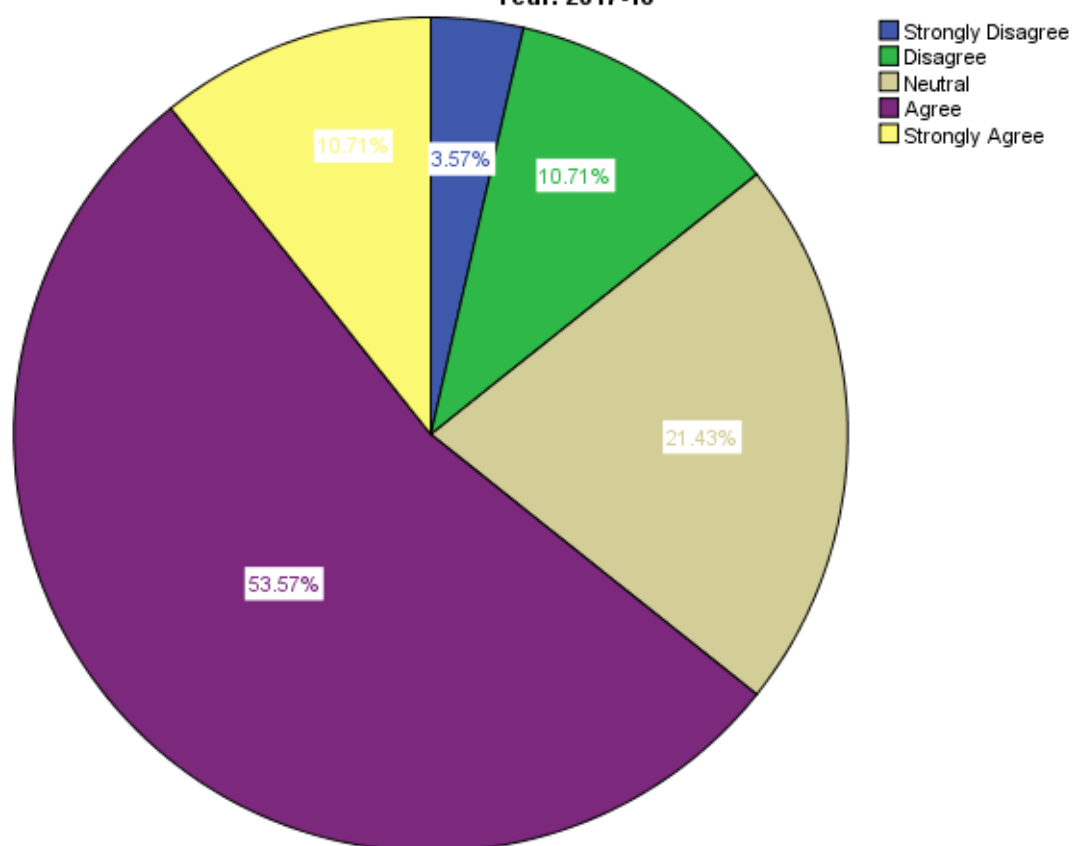


Specialization and Electives

Particulars	Frequency	Percentage
Strongly Disagree	1	3.6
Disagree	3	10.7
Neutral	6	21.4
Agree	15	53.6
Strongly Agree	3	10.7
Total	28	100.0

Specialization and Electives

Year: 2017-18

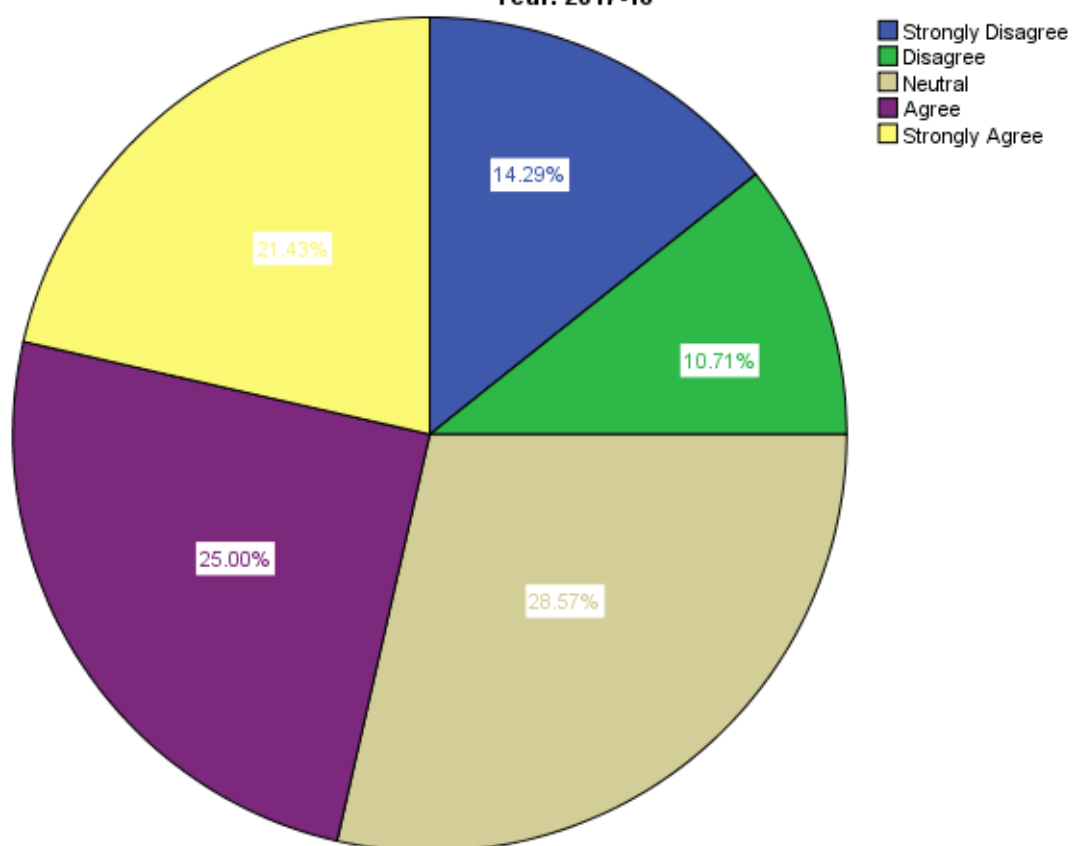


Syllabus and Semesters

Particulars	Frequency	Percentage
Strongly Disagree	4	14.3
Disagree	3	10.7
Neutral	8	28.6
Agree	7	25.0
Strongly Agree	6	21.4
Total	28	100.0

Syllabus and Semesters

Year: 2017-18

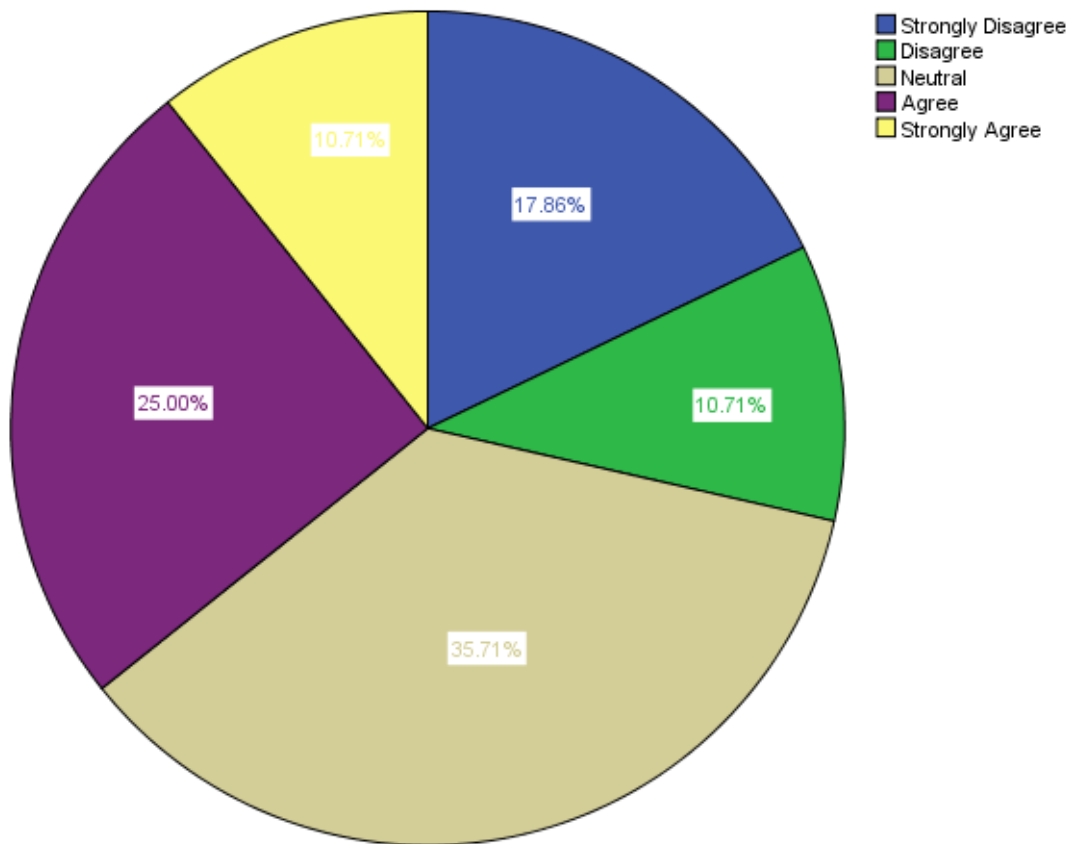


Experiential Learning

Particulars	Frequency	Percentage
Strongly Disagree	5	17.9
Disagree	3	10.7
Neutral	10	35.7
Agree	7	25.0
Strongly Agree	3	10.7
Total	28	100.0

Experiential Learning

Year: 2017-18

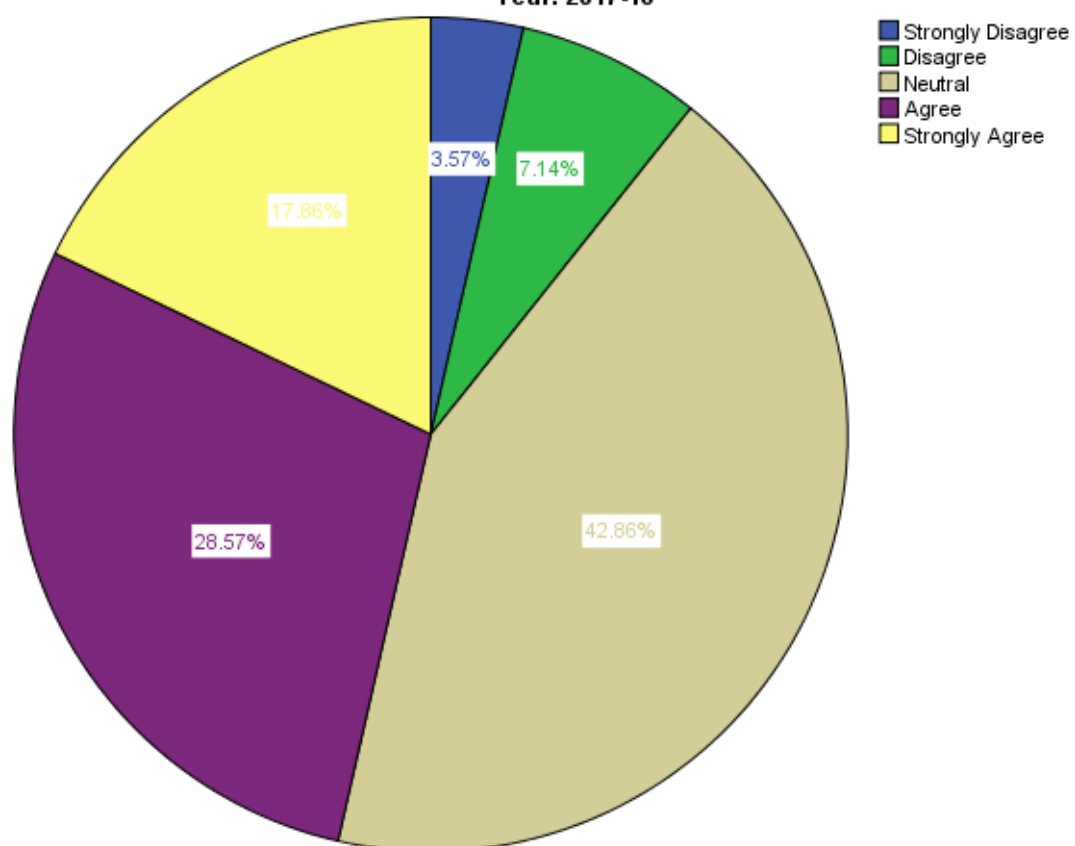


Accordance to Plan and Transparency

Particulars	Frequency	Percentage
Strongly Disagree	1	3.6
Disagree	2	7.1
Neutral	12	42.9
Agree	8	28.6
Strongly Agree	5	17.9
Total	28	100.0

Accordance to Plan and Transparency

Year: 2017-18

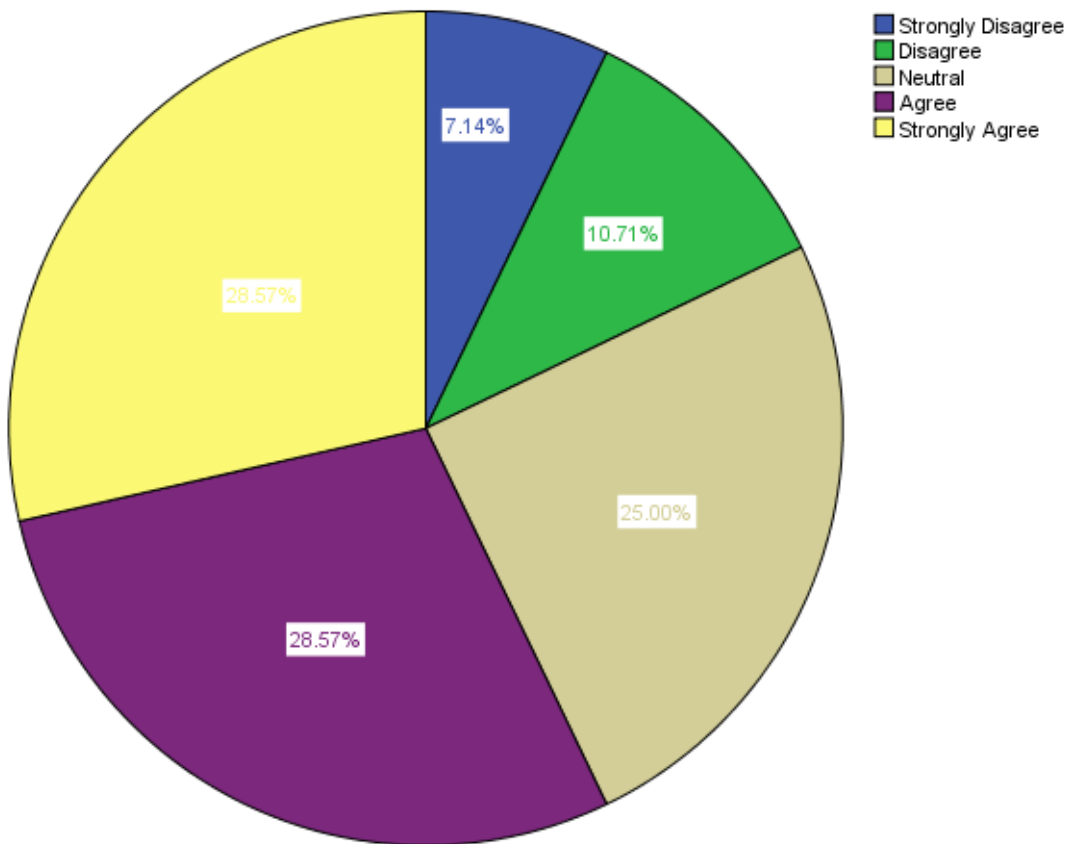


Value-based Learning

Particulars	Frequency	Percentage
Strongly Disagree	2	7.1
Disagree	3	10.7
Neutral	7	25.0
Agree	8	28.6
Strongly Agree	8	28.6
Total	28	100.0

Value-based Learning

Year: 2017-18



Overall Score


Statements	N	Mean	Std. Deviation
Syllabus Coverage	28	3.93	.98
Depth and Variety of Course	28	3.54	.92
Inter-disciplinary Approach	28	3.18	1.12
Specialization and Electives	28	3.57	.96
Syllabus and Semesters	28	3.29	1.33
Experiential Learning	28	3.00	1.25
Accordance to Plan and Transparency	28	3.50	1.00
Value-based Learning	28	3.61	1.23
Overall Mean Score - PG	28	3.45	.86

Department Wise Analysis

Department	Overall Mean Score
Chemistry	3.28
Commerce (Aided)	2.80
Economics	4.50
English	3.33
Physics	3.75
Commerce (Self Financing)	3.18

Action Taken report attached separately




Dr. BIJU THOMAS
 PRINCIPAL
 BASELIUS COLLEGE
 KOTTAYAM