

# **BASELIUS COLLEGE, KOTTAYAM**



**ESTD 1964**

## **Report on Teachers' Feedback of CBCS Curriculum of Undergraduate Programmes**

**An IQAC initiative - 2019**

This is the summarised report on the feedback collected from teachers regarding the effectiveness of the Revised Curriculum and Syllabus for Undergraduate Programmes. The Choice Based Credit and Semester System has been followed from U G programmes since 2009. The latest revision was held w.e.f 2017 admissions. New electives were added, new courses introduced and attractive open courses were also introduced. The first batch of students will be passing out during the academic year 2019-20. Teachers were provided with structured questionnaire in order to give their feedback on the curriculum and syllabus.

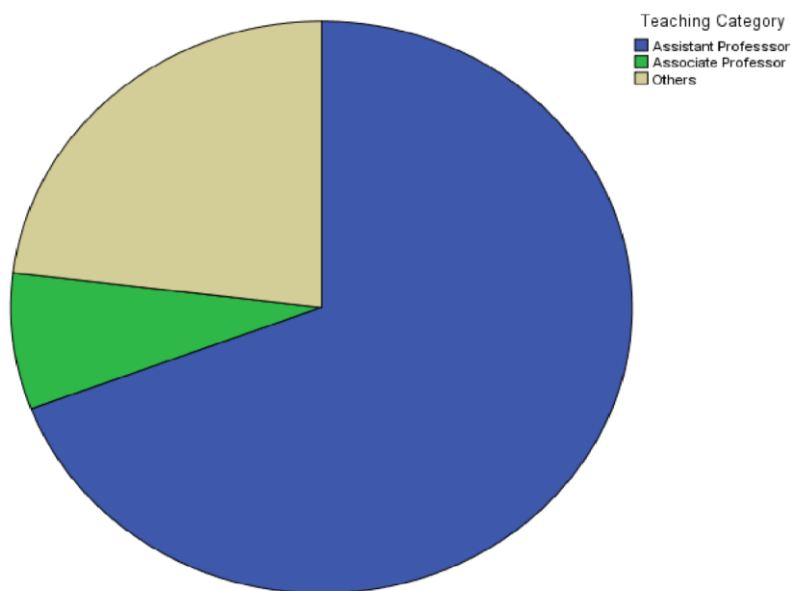
**I. Profile of the teachers**

The first section throws light into the profile of the teachers- cadre-wise, disciplinewise and stream-wise.

**Table 1- Teacher Categorisation - Cadre-wise**

Teaching Category	Frequency	Percentage
Assistant Professor	45	69.2
Associate Professor	5	7.7
Others	15	23.1
<b>Total</b>	<b>65</b>	<b>100.0</b>

Source: Survey Data

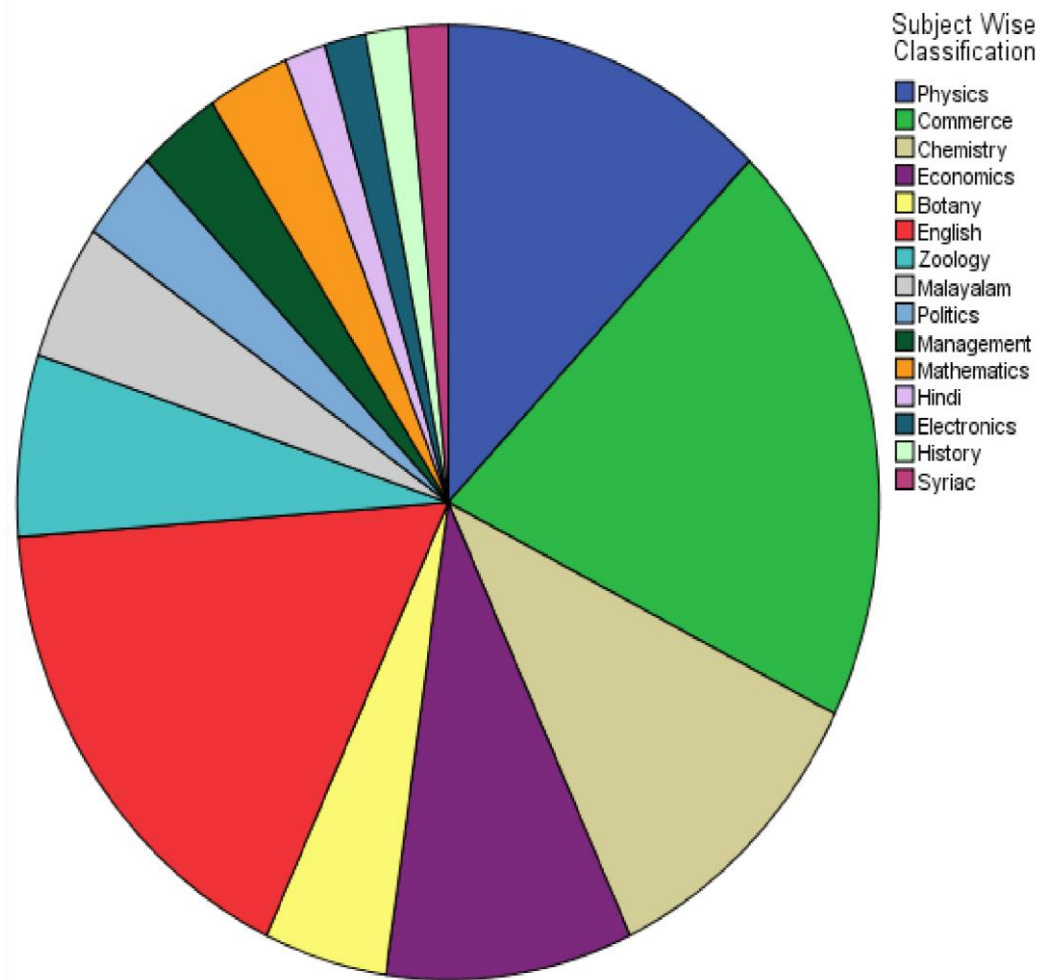


**Fig 1- Teacher Categorisation – Cadre-wise**

**Table 2- Teacher Categorisation- Discipline wise**

<b>Subject Wise Classification</b>	<b>Frequency</b>	<b>Percentage</b>
Physics	8	12.3
Commerce	13	20.0
Chemistry	7	10.8
Economics	6	9.2
Botany	3	4.6
English	11	16.9
Zoology	4	6.2
Malayalam	3	4.6
Politics	2	3.1
Management	2	3.1
Mathematics	2	3.1
Hindi	1	1.5
Electronics	1	1.5
History	1	1.5
Syriac	1	1.5
<b>Total</b>	<b>65</b>	<b>100.0</b>

Source: Survey Data

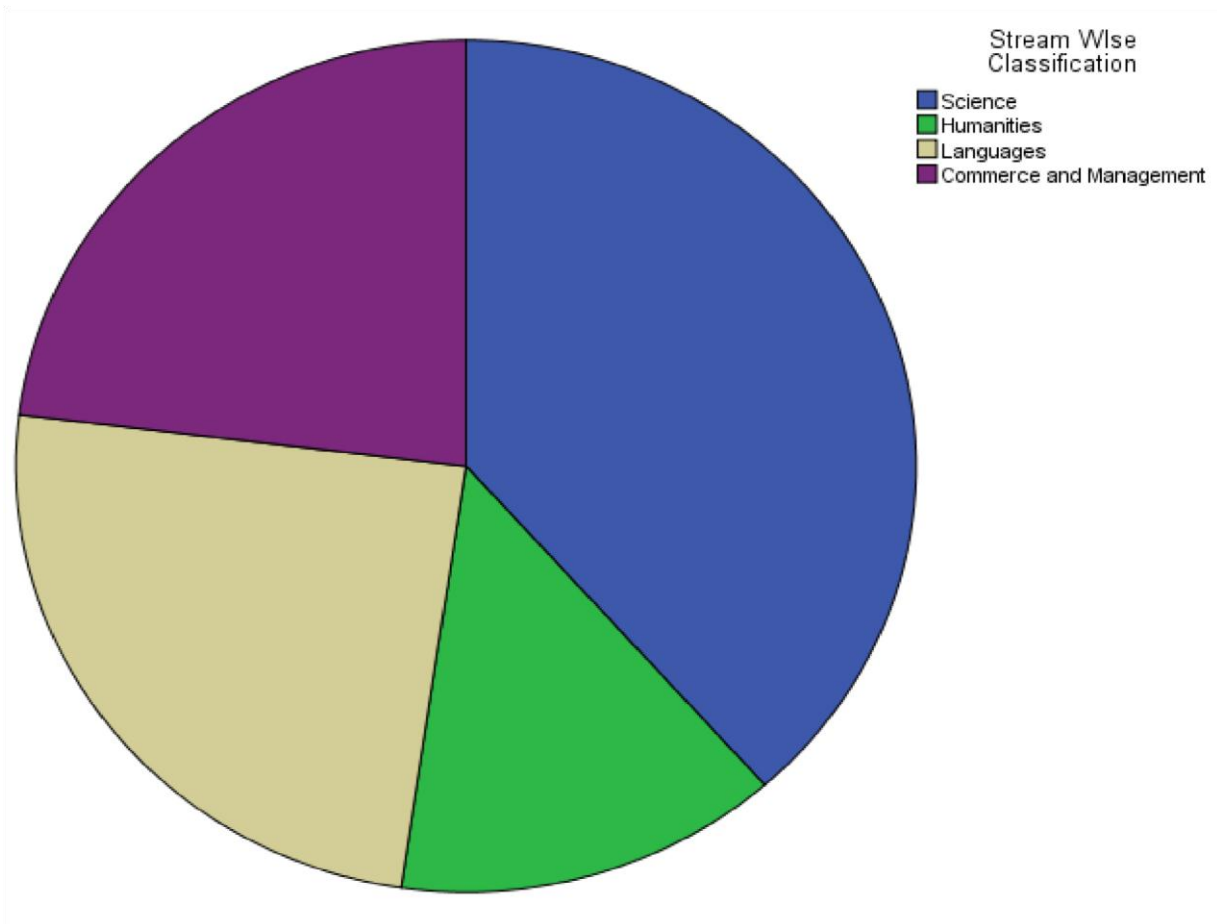


**Fig 2- Teacher- Categorisation- Discipline -wise**

**Table 3- Teacher Categorisation- Stream-wise**

<b>Stream Wise Classification</b>	<b>Frequency</b>	<b>Percentage</b>
Science	25	38.5
Humanities	9	13.8
Languages	16	24.6
Commerce and Management	15	23.1
<b>Total</b>	<b>65</b>	<b>100.0</b>

Source: Survey Data



**Fig 3- Teacher Categorisation- Stream-wise**

## II. Feedback on effectiveness of Curriculum and Syllabus

The teachers were given ten statements and were asked to express their level of agreement on each statement relating to the coverage, variety, scope and content. A five-point scale was developed with Agreement ranging from Strongly Disagree (1), Disagree (2), Neutral (3), Agree (4) and Strongly Agree (5). The following Table depicts the scores and average score. **Table 4- Mean Scores on Curriculum Effectiveness**

Statements	N	Min	Max	Mean	SD
Syllabus covers all fundamental aspects.	65	2.00	5.00	4.0308	.68395
There is depth and variety in the courses offered	65	1.00	5.00	3.9385	.88171
The course and programme outcomes are clear and attainable	65	2.00	5.00	3.7538	.72953
The curriculum has an inter-disciplinary approach	65	2.00	5.00	4.0615	.63435
The courses offered are relevant and are in tune with industry requirements	65	1.00	5.00	3.4923	.93747
The programme offers relevant specialization and electives	65	2.00	5.00	4.0154	.78047
Syllabus can be comfortably covered in the semesters	65	1.00	5.00	2.9077	1.15546
The curriculum provides room for participatory and experiential learning in the form of field visits, projects and assignments, Industrial visits or study tours etc.	65	1.00	5.00	3.8308	.87624
The curriculum delivery is as per plans prepared and is let known to students in advance	65	2.00	5.00	3.8308	.74097
There is value-based learning in the curriculum	65	2.00	5.00	3.7231	.73967
<b>Overall Mean Score on Curriculum effectiveness</b>	<b>65</b>	<b>2.30</b>	<b>5.00</b>	<b>3.7585</b>	<b>.54741</b>

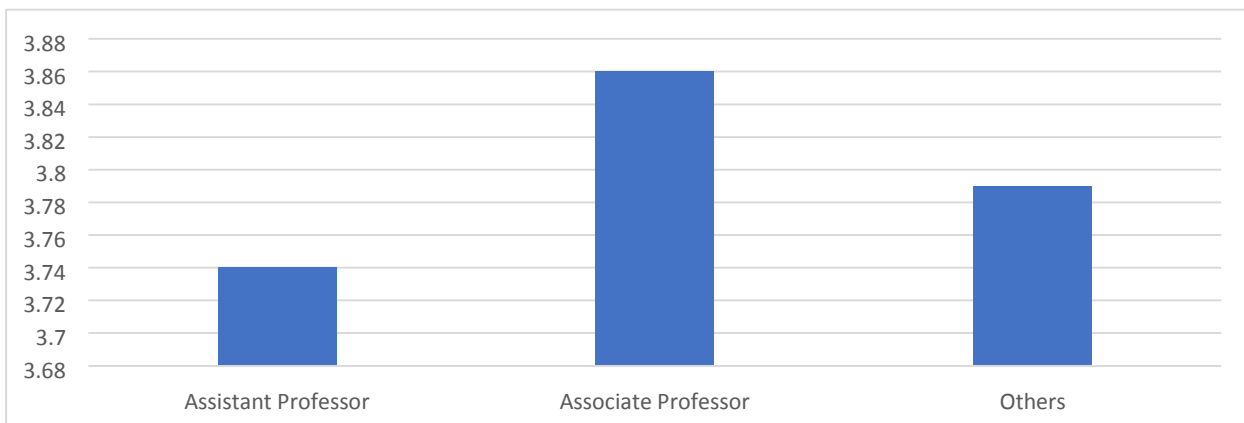
Source: Survey Data

The teachers have higher degree of agreement on the coverage of fundamental aspects of the subject, inter-disciplinary nature of the syllabus and relevance of specialisation. The comfortable coverage of the syllabus in the prescribed time is the aspect that has not gone well with the teachers. The overall mean score of 3.7585 indicates that the level of agreement on the effectiveness of UG Curriculum is found to be high.

**Table 5- Cadre-wise Mean Score**

Teaching Category	Overall Mean Score
Assistant Professor	3.74
Associate Professor	3.86
Others	3.79

Source: Survey Data



**Fig 4- Cadre-wise Mean Score**

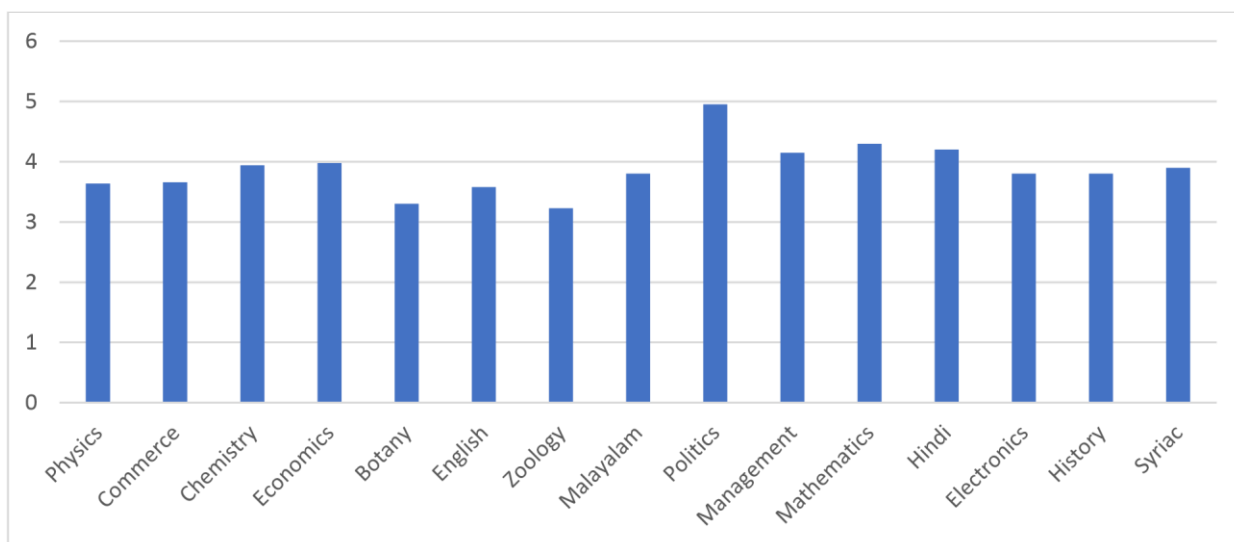
Table 5 indicates that the mean score of Associate Professors is the highest.

**Table 6- Discipline-wise Mean Scores**

<b>Subject Wise Classification</b>	<b>Overall Mean Score</b>
Physics	3.64
Commerce	3.66
Chemistry	3.94
Economics	3.98
Botany	<b>3.30</b>
English	3.58
Zoology	<b>3.23</b>
Malayalam	3.80
Politics	<b>4.95</b>
Management	4.15
Mathematics	4.30
Hindi	4.20
Electronics	3.80
History	3.80
Syriac	3.90

Source: Survey Data





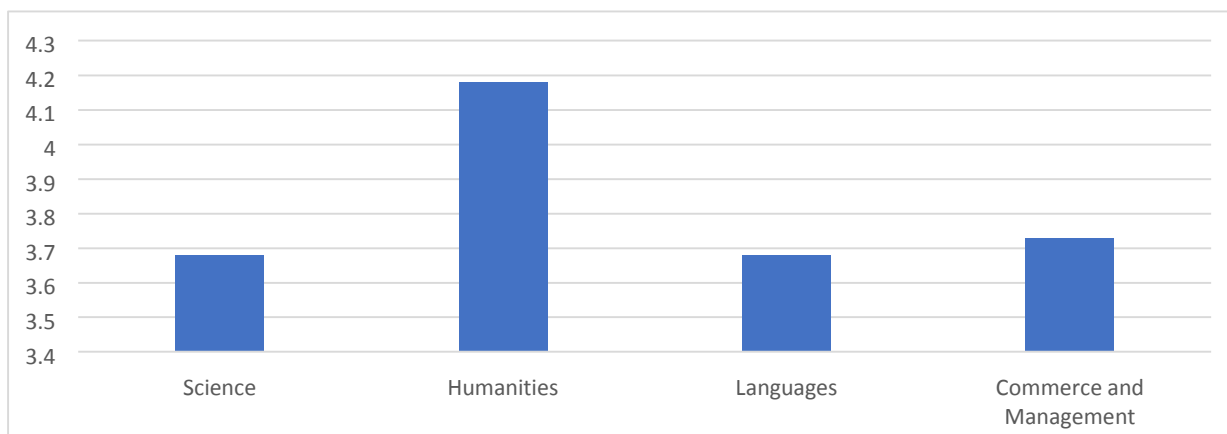
**Fig 5- Discipline-wise Mean Score**

It is evident from Table 6 that the teachers of Political Science have expressed very strong agreement on the effectiveness of the curriculum with a mean score as high as 4.95 whereas the least level of agreement is for the teachers of Zoology (3.23) and Botany (3.30).

**Table 7- Stream-wise Mean Score**

Stream Wise Classification	Overall Mean Score
Science	3.68
Humanities	4.18
Languages	3.68
Commerce and Management	3.73

Source: Survey Data



**Fig 6- Stream-wise Mean Score**

The Humanities stream has the highest mean score on the effectiveness of current curriculum as revealed by the statistics in Table 7.

### **Suggestions from Teachers**

The major issue faced by the teachers is the non-availability of adequate working days on account of which certain portions have to be rushed. This will have an impact on the effective attainment of outcome. The most important suggestion is to compulsorily include OJT and Field Trips so as to provide experiential learning to a greater extent. Some teachers have also opined that it is better to provide in depth coverage to a limited portion that could be covered in the realistic framework rather than include too many areas in the syllabus.

### **Action Taken**

Based on the above analysis of feedback, the IQAC of the college suggested to add curriculum enrichment programmes and also urged the teachers in the various BOS and academic bodies of the University to take note of the suggestions and do the needful.



*Dr. Eiju Thomas*  
 Dr. EIJU THOMAS  
 PRINCIPAL  
 BASELIUS COLLEGE  
 KOTTAYAM