

BASELIUS COLLEGE KOTTAYAM



ESTD 1964

CURRICULUM FEED BACK BY UG STUDENTS

2018 – 19

Questions related to curriculum in the questionnaire

Sl. No.	Statement
1	Syllabus covers all fundamental aspects.
2	There is depth and variety in the courses offered
3	The curriculum has an inter-disciplinary approach in the form of languages, open courses etc.
4	The programme offers relevant specialization and electives
5	Syllabus can be comfortably covered in the semesters
6	The curriculum provides room for participatory and experiential learning in the form of field visits, projects and assignments, Industrial visits or study tours etc.
7	The curriculum delivery in the institution is according to plan and there is transparency in the same.
8	There is value-based learning and is inclusive of areas like environment, gender equity, human rights etc.

5 options for the above questions –

Strongly agree, Agree, Neutral, Disagree and Strongly Disagree (5, 4, 3, 2 and 1)

An open ended question

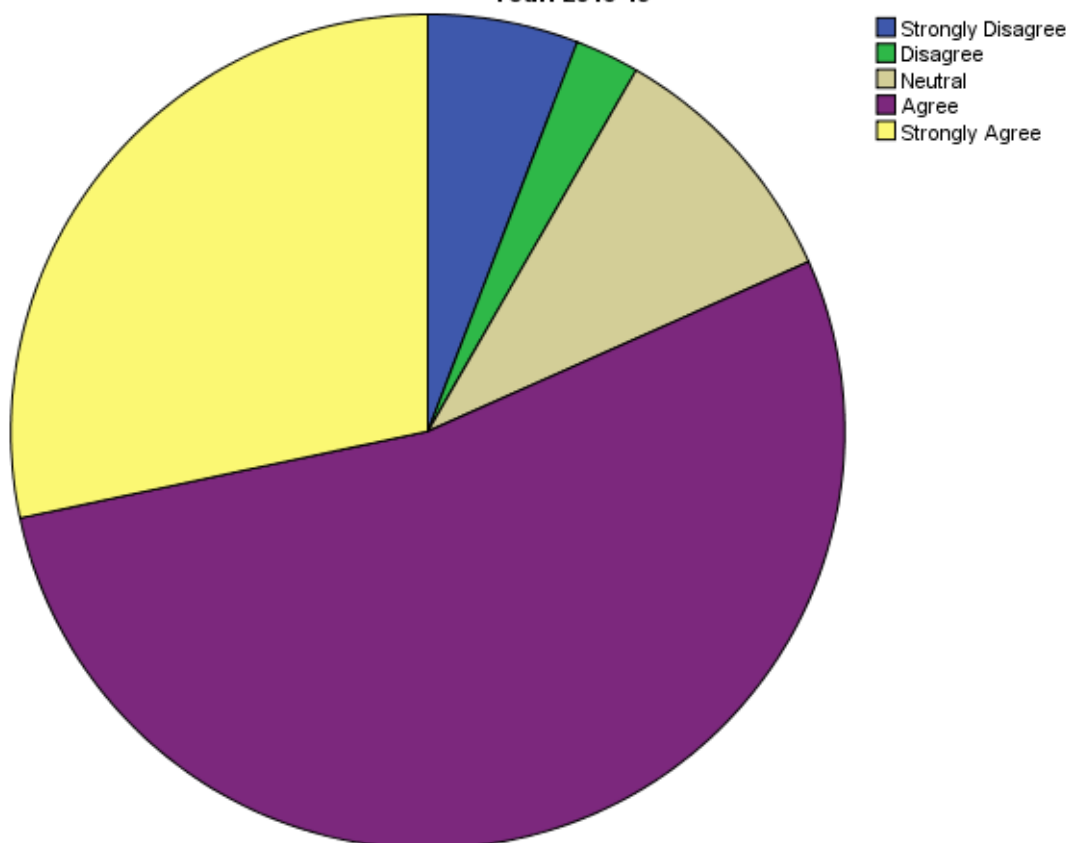
-Your suggestions for betterment

Syllabus Coverage

Particulars	Frequency	Percentage
Strongly Disagree	7	5.8
Disagree	3	2.5
Neutral	12	10.0
Agree	64	53.3
Strongly Agree	34	28.3
Total	120	100.0

Syllabus Coverage

Year: 2018-19

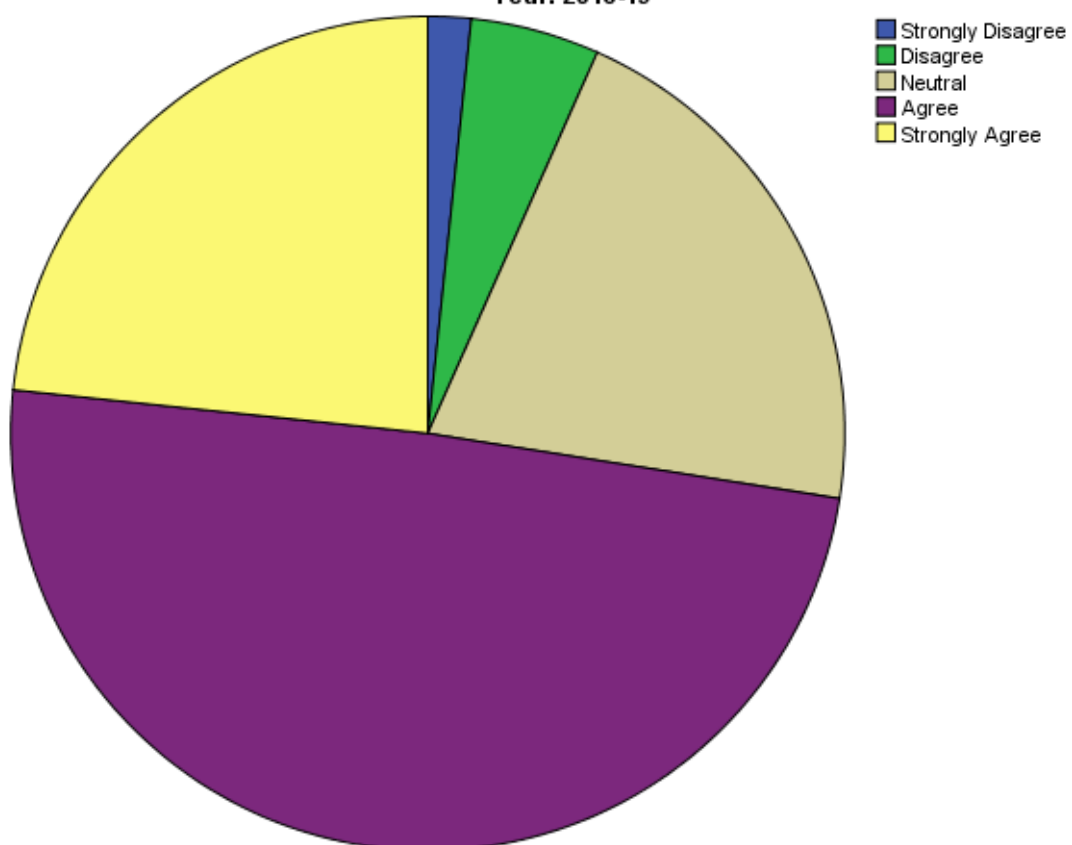


Depth and Variety of Course

Particulars	Frequency	Percentage
Strongly Disagree	2	1.7
Disagree	6	5.0
Neutral	25	20.8
Agree	59	49.2
Strongly Agree	28	23.3
Total	120	100.0

Depth and Variety of Course

Year: 2018-19

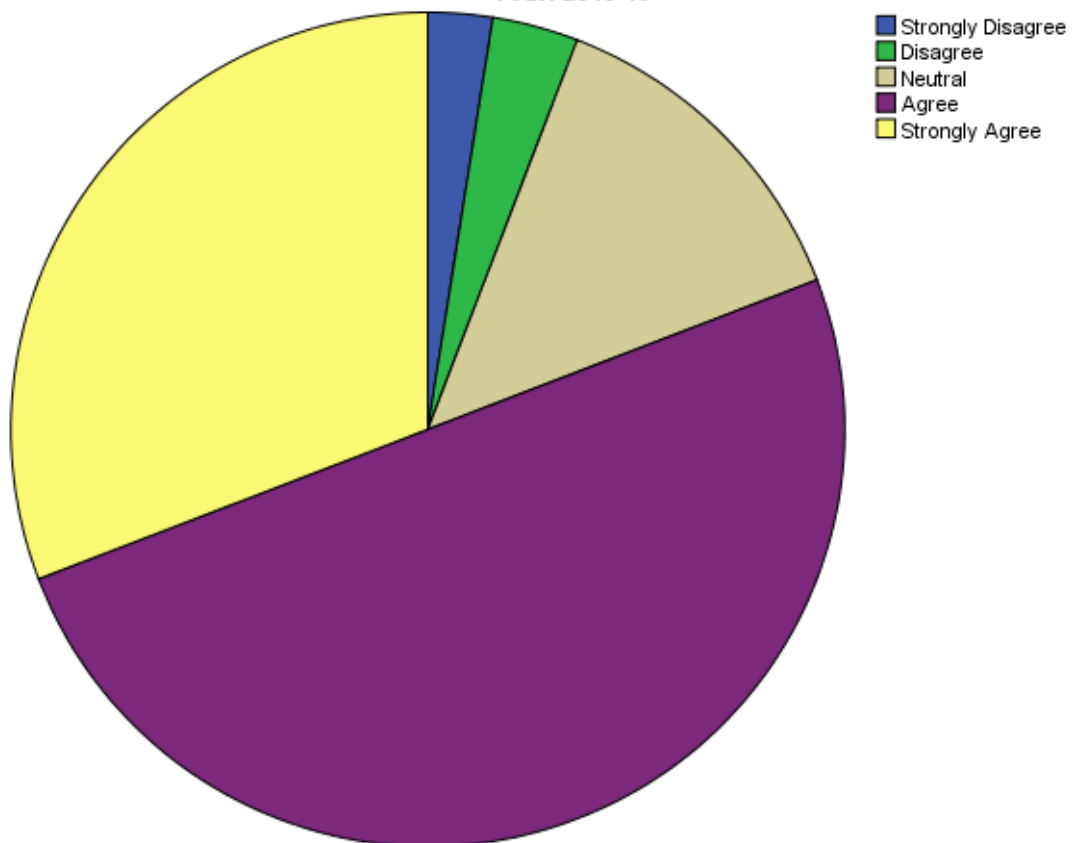


Inter-disciplinary Approach

Particulars	Frequency	Percentage
Strongly Disagree	3	2.5
Disagree	4	3.3
Neutral	16	13.3
Agree	60	50.0
Strongly Agree	37	30.8
Total	120	100.0

Inter-disciplinary Approach

Year: 2018-19

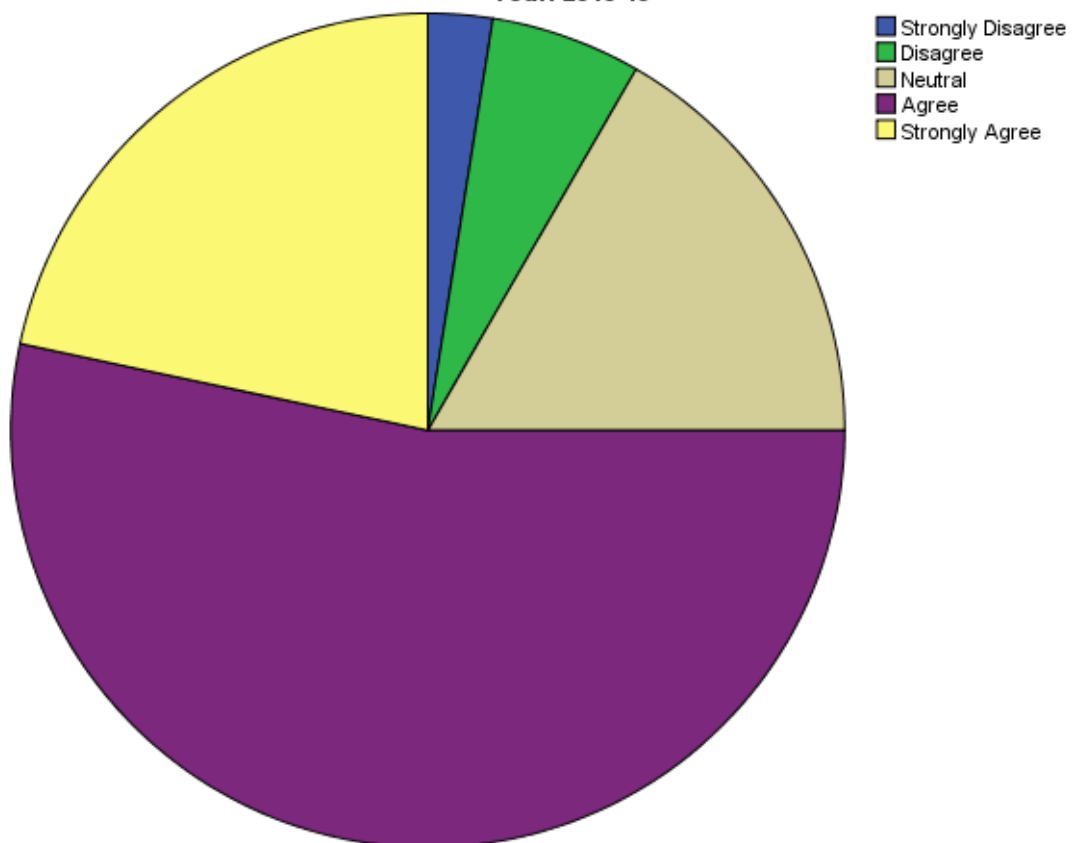


Specialization and Electives

Particulars	Frequency	Percentage
Strongly Disagree	3	2.5
Disagree	7	5.8
Neutral	20	16.7
Agree	64	53.3
Strongly Agree	26	21.7
Total	120	100.0

Specialization and Electives

Year: 2018-19

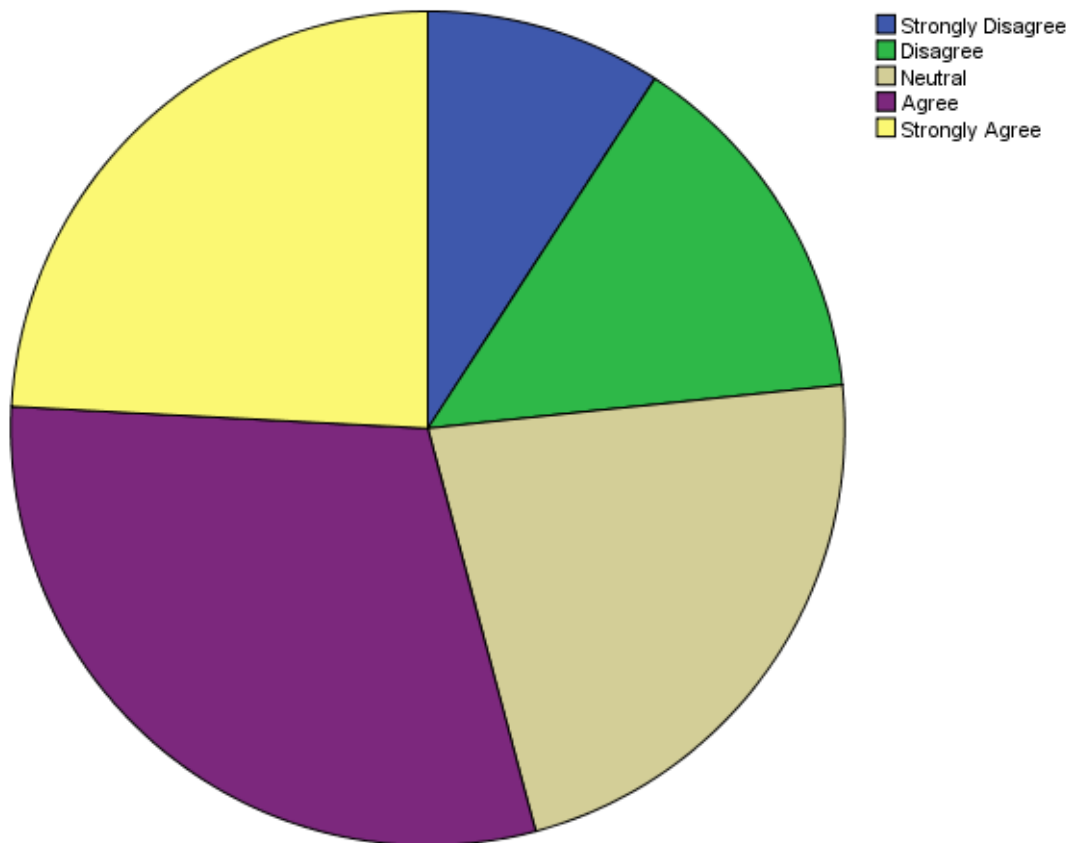


Syllabus and Semester

Particulars	Frequency	Percentage
Strongly Disagree	11	9.2
Disagree	17	14.2
Neutral	27	22.5
Agree	36	30.0
Strongly Agree	29	24.2
Total	120	100.0

Syllabus and Semesters

Year: 2018-19

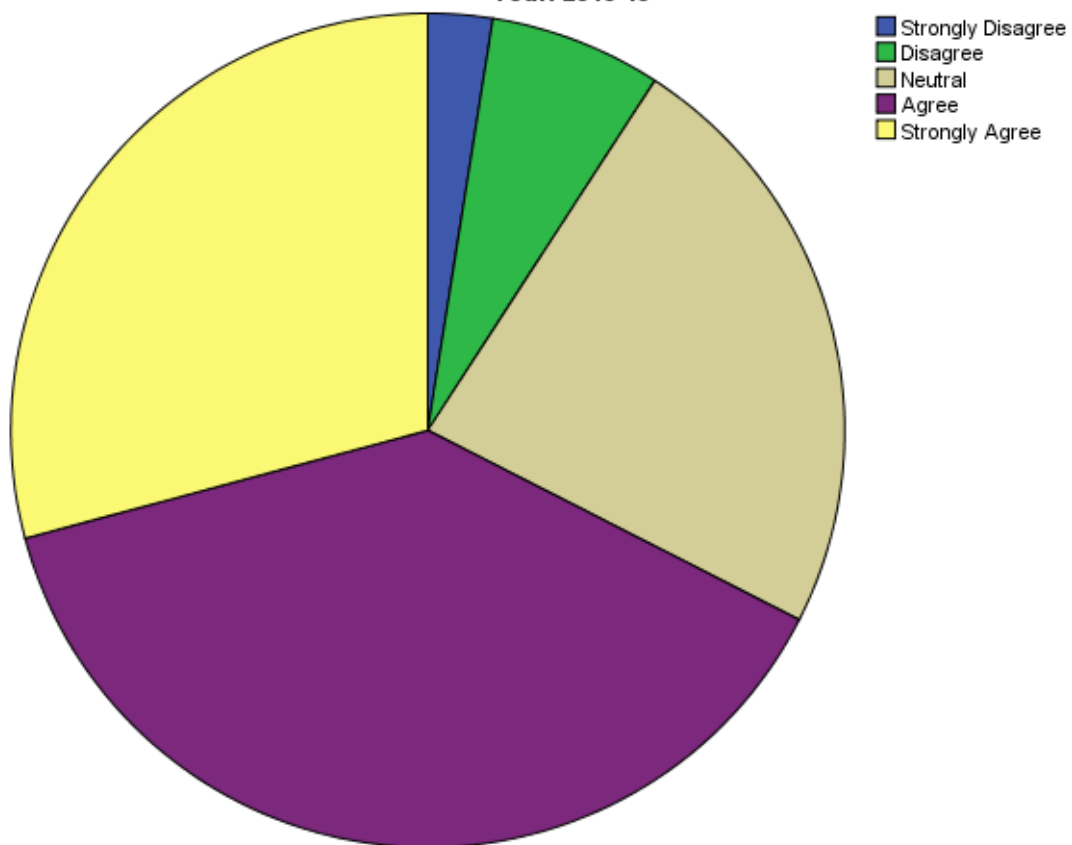


Experiential Learning

Particulars	Frequency	Percentage
Strongly Disagree	3	2.5
Disagree	8	6.7
Neutral	28	23.3
Agree	46	38.3
Strongly Agree	35	29.2
Total	120	100.0

Experiential Learning

Year: 2018-19

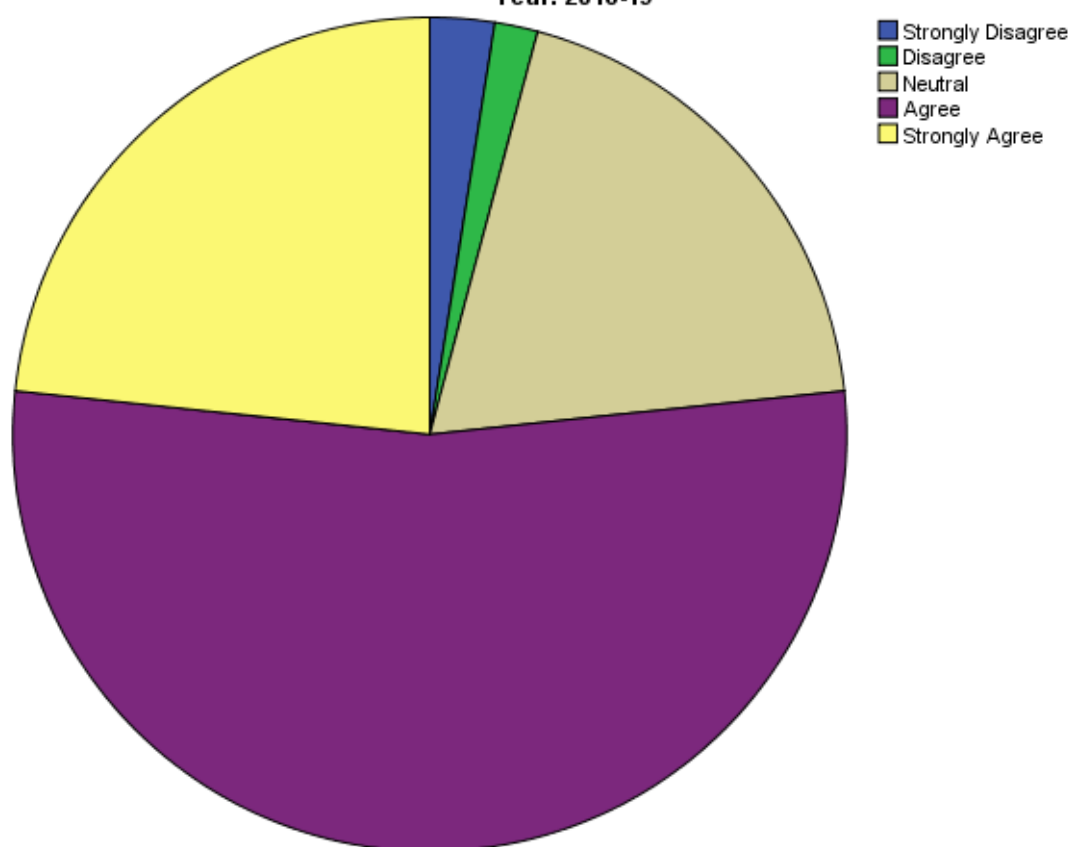


Accordance to Plan and Transparency

Particulars	Frequency	Percentage
Strongly Disagree	3	2.5
Disagree	2	1.7
Neutral	23	19.2
Agree	64	53.3
Strongly Agree	28	23.3
Total	120	100.0

Accordance to Plan and Transparency

Year: 2018-19

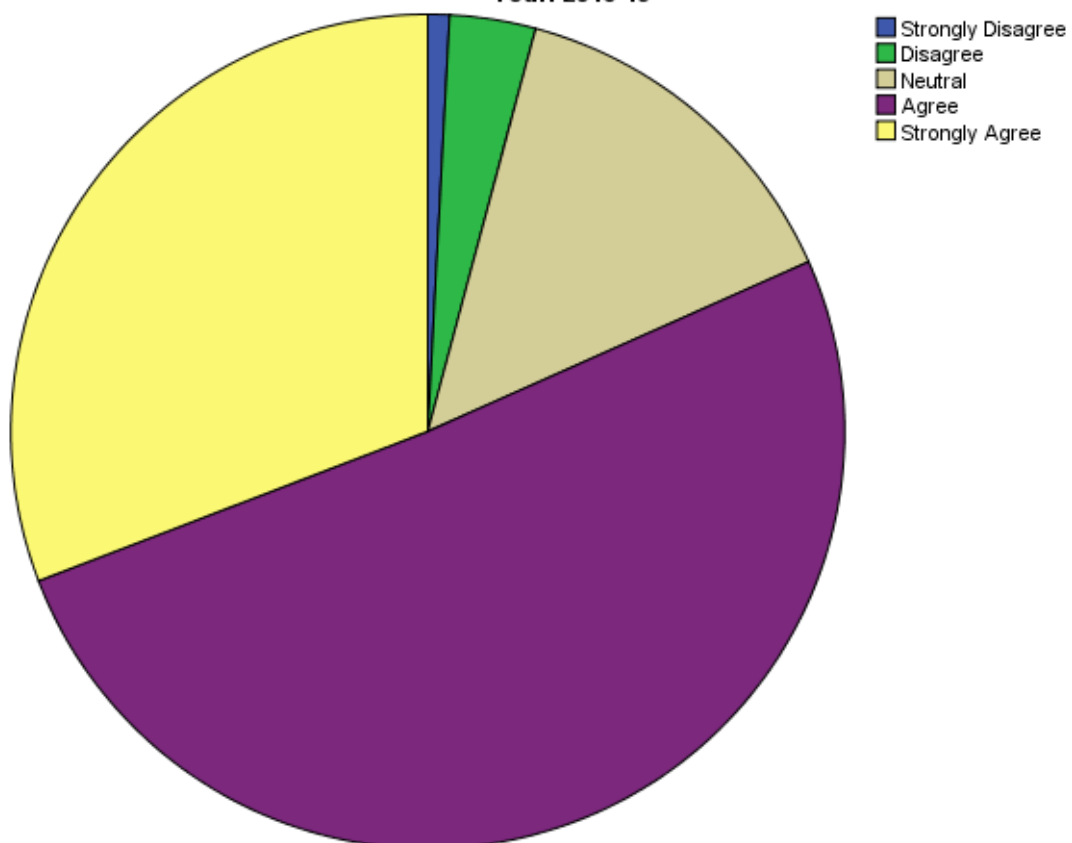


Value-based Learning

Particulars	Frequency	Percentage
Strongly Disagree	1	.8
Disagree	4	3.3
Neutral	17	14.2
Agree	61	50.8
Strongly Agree	37	30.8
Total	120	100.0

Value-based Learning

Year: 2018-19



Overall Score

Statements	N	Mean	Std. Deviation
Syllabus Coverage	120	3.9583	1.00750
Depth and Variety of Course	120	3.8750	.88463
Inter-disciplinary Approach	120	4.0333	.89755
Specialization and Electives	120	3.8583	.91022
Syllabus and Semesters	120	3.4583	1.25622
Experiential Learning	120	3.8500	1.00126
Accordance to Plan and Transparency	120	3.9333	.84747
Value-based Learning	120	4.0750	.81129
Overall Mean Score - UG	120	3.8802	.70755

Department Wise Analysis – UG

Department	Overall Mean Score
BBA	4.09
Botany	4.30
Chemistry	4.09
Commerce (Aided)	3.94
Economics	3.11
English	3.60
Malayalam	3.98
Mathematics	3.61
Physics	3.96
Political Science	4.61
Commerce (Self Financing)	3.48
Zoology	3.80

Action taken report attached separately

BASELIUS COLLEGE KOTTAYAM



ESTD 1964

CURRICULUM FEED BACK BY PG STUDENTS

2018 – 19

Questions related to curriculum in the questionnaire

Sl. No.	Statement
1	Syllabus covers all fundamental aspects.
2	There is depth and variety in the courses offered
3	The curriculum has an inter-disciplinary approach in the form of languages, open courses etc.
4	The programme offers relevant specialization and electives
5	Syllabus can be comfortably covered in the semesters
6	The curriculum provides room for participatory and experiential learning in the form of field visits, projects and assignments, Industrial visits or study tours etc.
7	The curriculum delivery in the institution is according to plan and there is transparency in the same.
8	There is value-based learning and is inclusive of areas like environment, gender equity, human rights etc.

5 options for the above questions –

Strongly agree, Agree, Neutral, Disagree and Strongly Disagree (5,4,3,2 and 1)

An open ended question

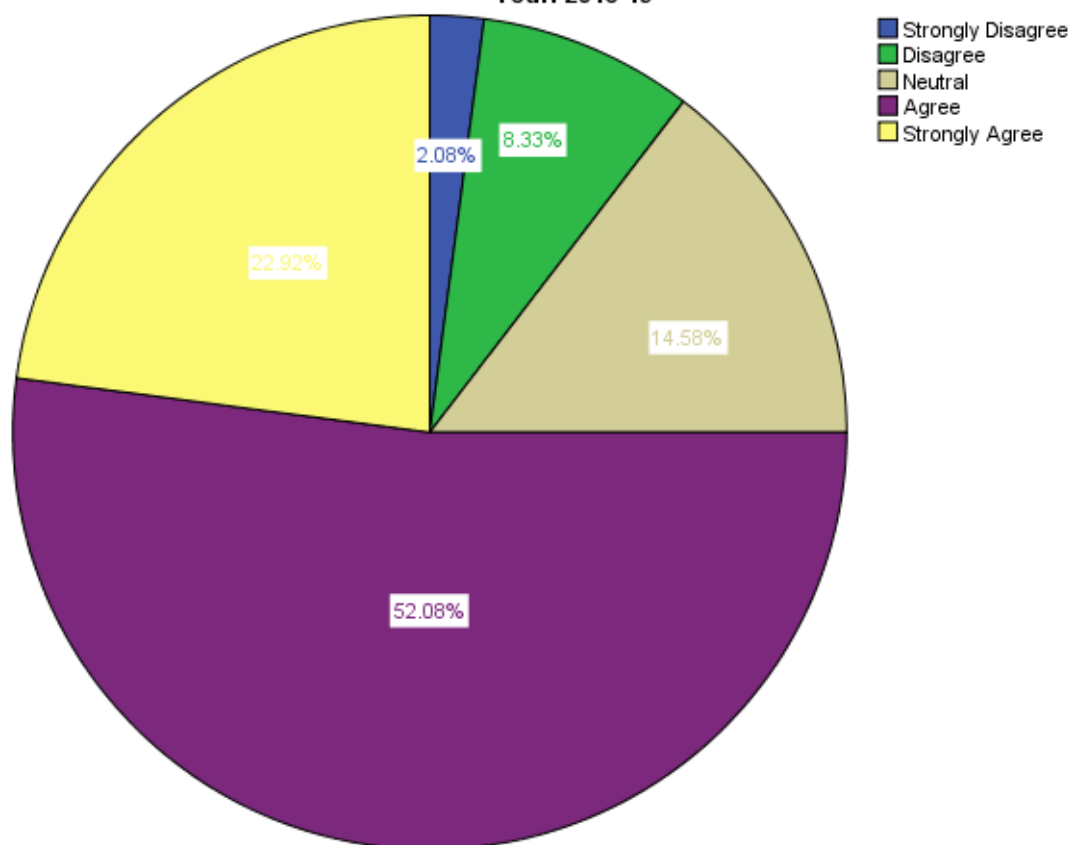
-Your suggestions for betterment

Syllabus Coverage

Particulars	Frequency	Percentage
Strongly Disagree	1	2.1
Disagree	4	8.3
Neutral	7	14.6
Agree	25	52.1
Strongly Agree	11	22.9
Total	48	100.0

Syllabus Coverage

Year: 2018-19

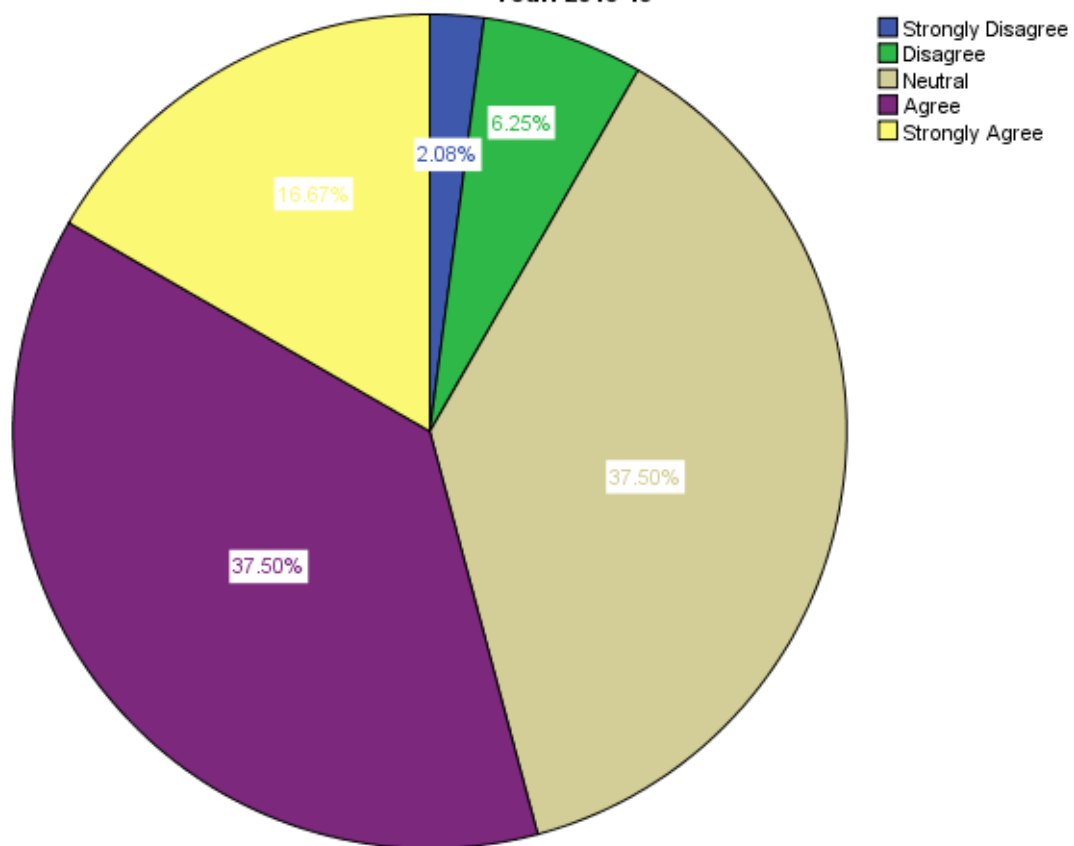


Depth and Variety of Course

Particulars	Frequency	Percentage
Strongly Disagree	1	2.1
Disagree	3	6.3
Neutral	18	37.5
Agree	18	37.5
Strongly Agree	8	16.7
Total	48	100.0

Depth and Variety of Course

Year: 2018-19

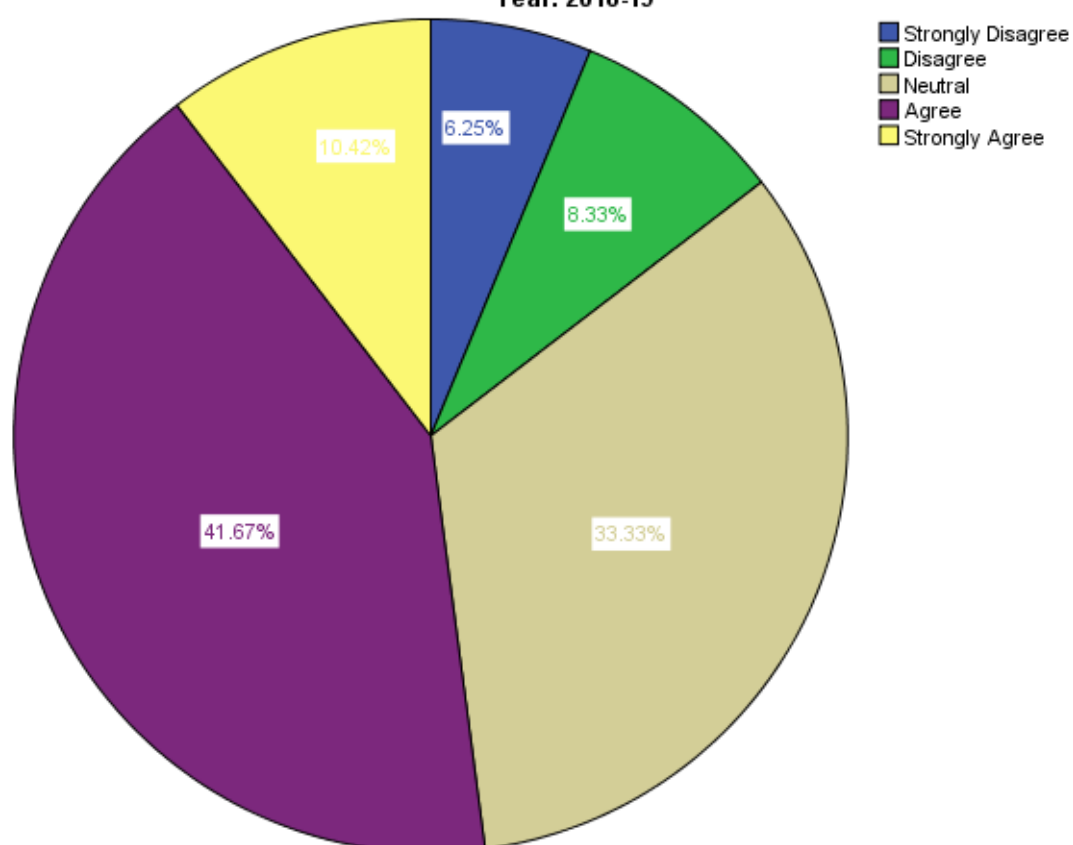


Inter-disciplinary Approach

Particulars	Frequency	Percentage
Strongly Disagree	3	6.3
Disagree	4	8.3
Neutral	16	33.3
Agree	20	41.7
Strongly Agree	5	10.4
Total	48	100.0

Inter-disciplinary Approach

Year: 2018-19

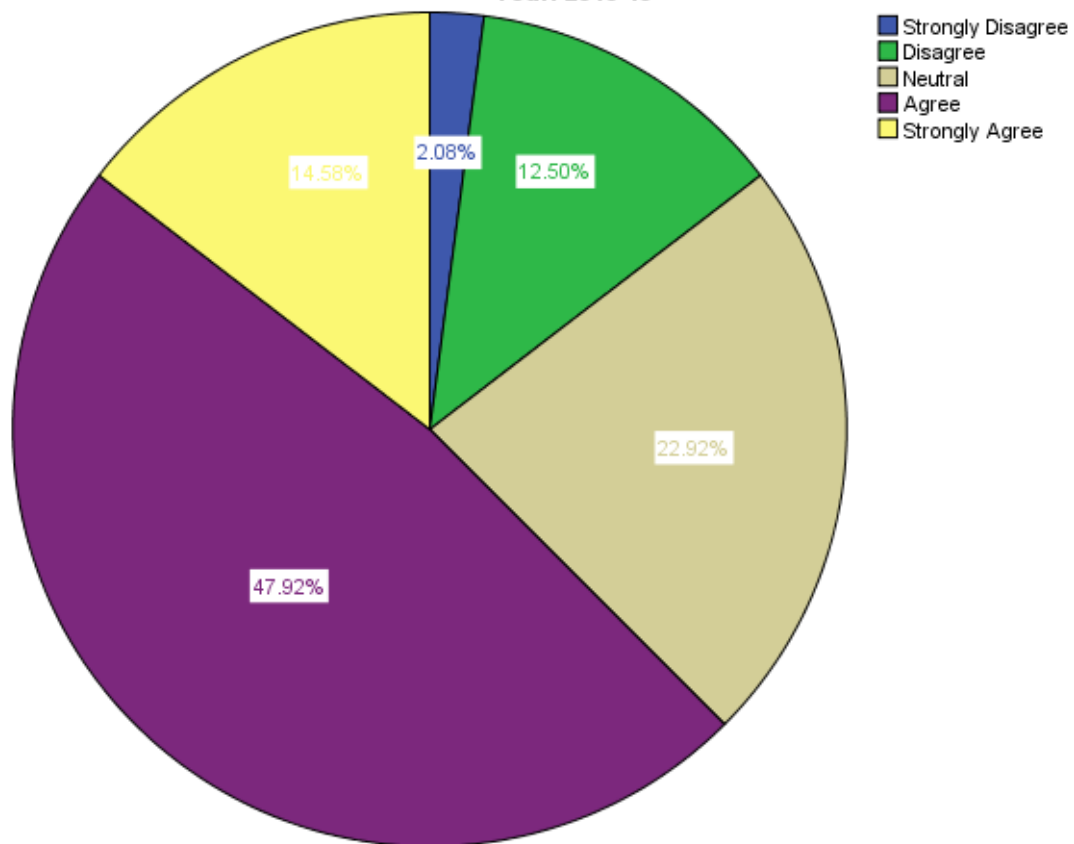


Specialization and Electives

Particulars	Frequency	Percentage
Strongly Disagree	1	2.1
Disagree	6	12.5
Neutral	11	22.9
Agree	23	47.9
Strongly Agree	7	14.6
Total	48	100.0

Specialization and Electives

Year: 2018-19

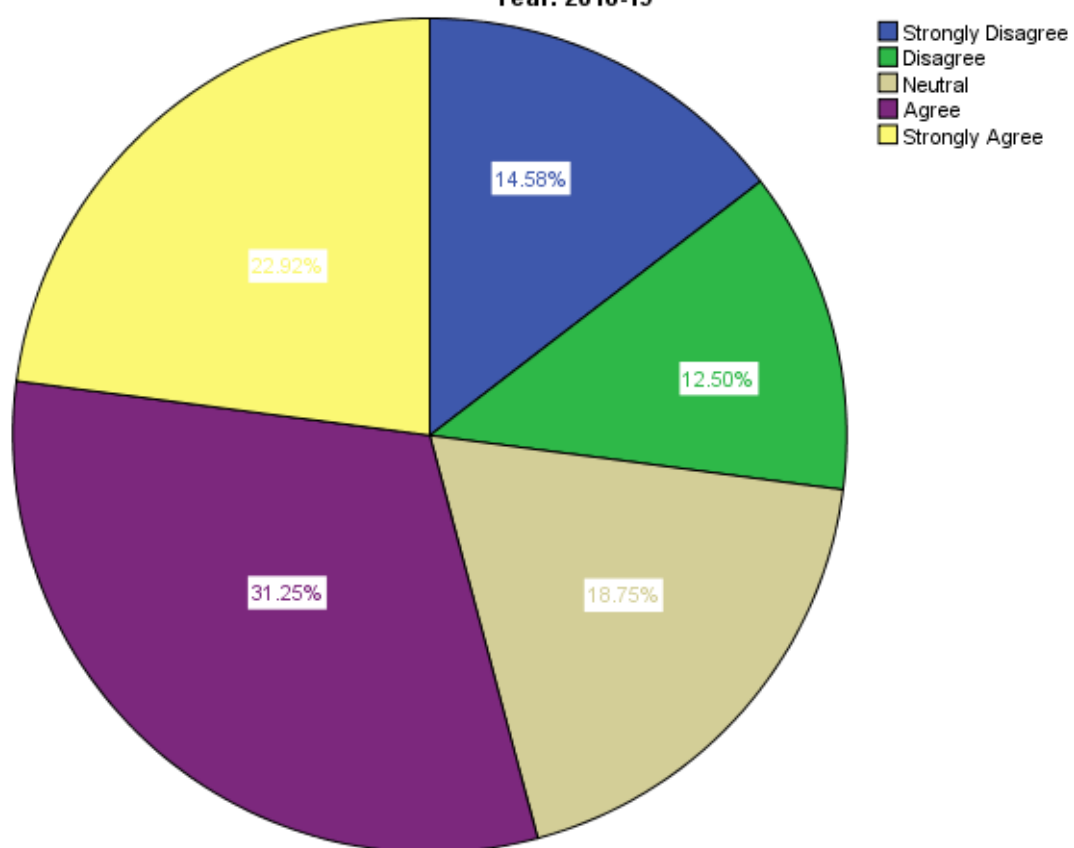


Syllabus and Semesters

Particulars	Frequency	Percentage
Strongly Disagree	7	14.6
Disagree	6	12.5
Neutral	9	18.8
Agree	15	31.3
Strongly Agree	11	22.9
Total	48	100.0

Syllabus and Semesters

Year: 2018-19

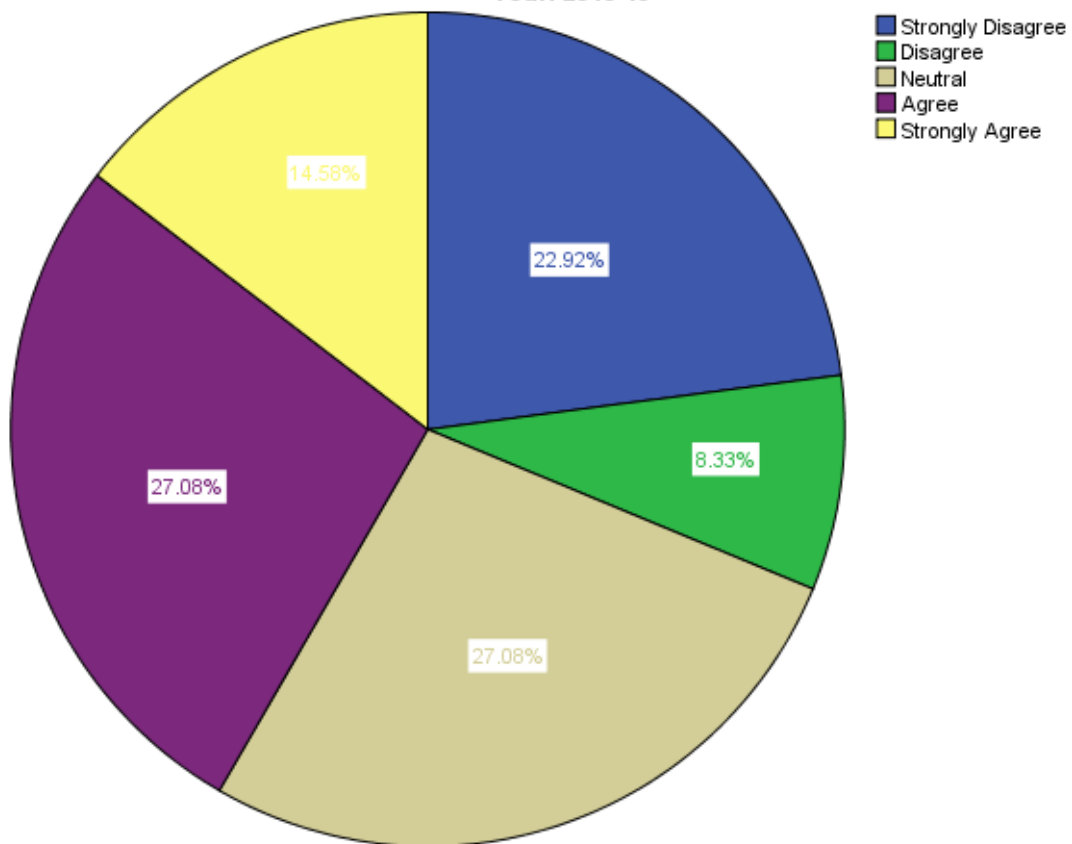


Experiential Learning

Particulars	Frequency	Percentage
Strongly Disagree	11	22.9
Disagree	4	8.3
Neutral	13	27.1
Agree	13	27.1
Strongly Agree	7	14.6
Total	48	100.0

Experiential Learning

Year: 2018-19

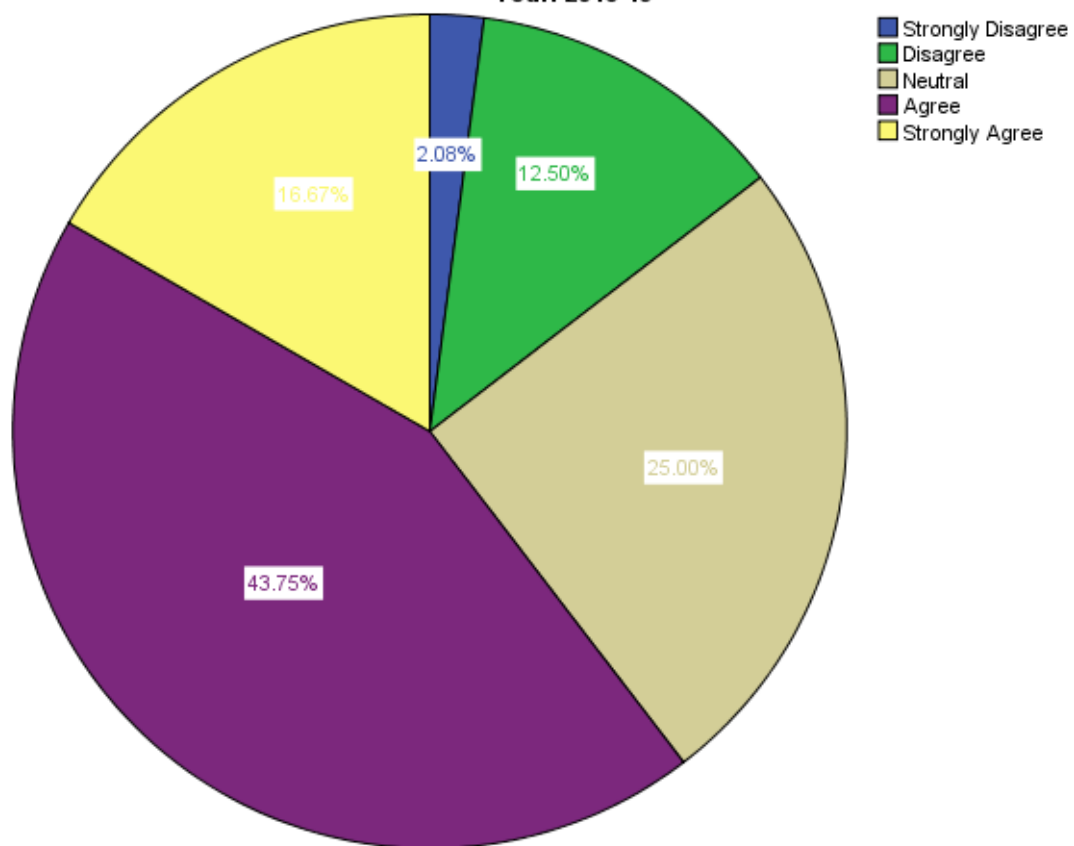


Accordance to Plan and Transparency

Particulars	Frequency	Percentage
Strongly Disagree	1	2.1
Disagree	6	12.5
Neutral	12	25.0
Agree	21	43.8
Strongly Agree	8	16.7
Total	48	100.0

Accordance to Plan and Transparency

Year: 2018-19

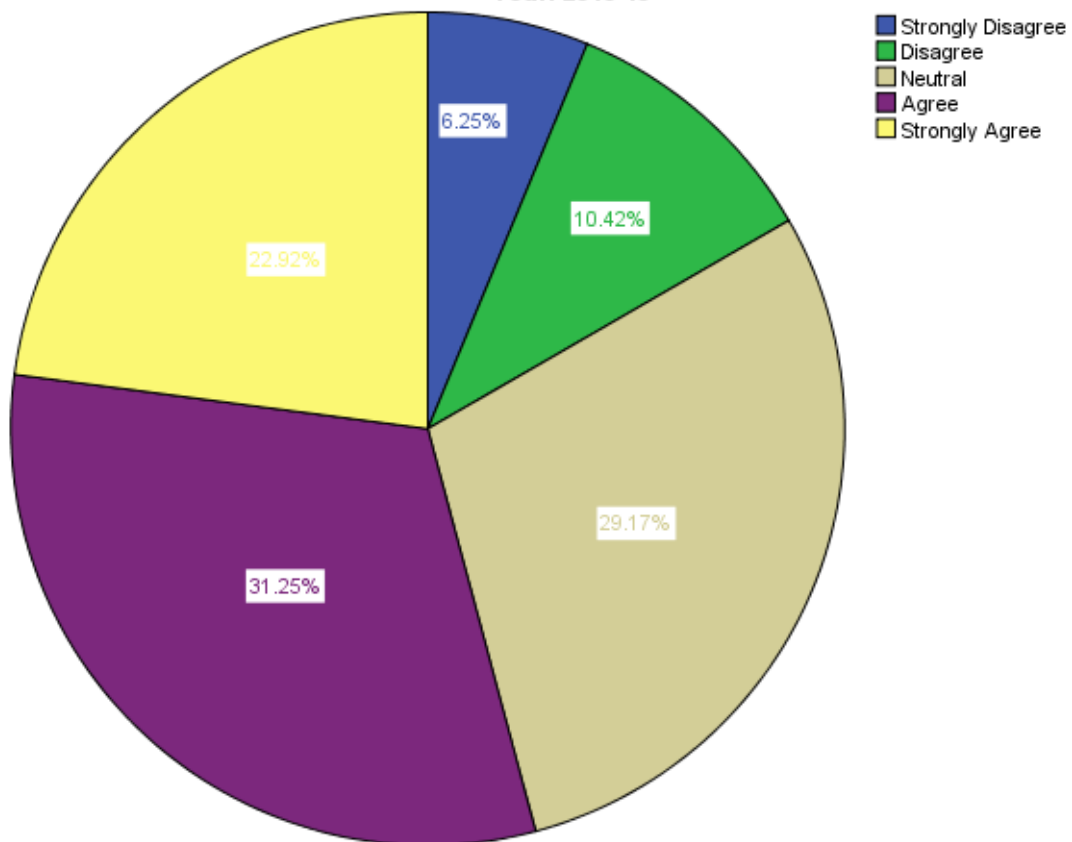


Value-based Learning

Particulars	Frequency	Percentage
Strongly Disagree	3	6.3
Disagree	5	10.4
Neutral	14	29.2
Agree	15	31.3
Strongly Agree	11	22.9
Total	48	100.0

Value-based Learning

Year: 2018-19



Overall Score


Statements	N	Mean	Std. Deviation
Syllabus Coverage	48	3.8542	.94508
Depth and Variety of Course	48	3.6042	.91651
Inter-disciplinary Approach	48	3.4167	1.00707
Specialization and Electives	48	3.6042	.96182
Syllabus and Semesters	48	3.3542	1.36038
Experiential Learning	48	3.0208	1.37593
Accordance to Plan and Transparency	48	3.6042	.98369
Value-based Learning	48	3.5417	1.14777
Overall Mean Score - PG	48	3.5000	.87974

Department Wise Analysis

Department	Overall Mean Score
Chemistry	3.72
Commerce (Aided)	3.11
Economics	4.53
English	3.34
Physics	3.13
Commerce (Self Financing)	3.17

Action Taken report attached separately




Dr. BIJU THOMAS
 PRINCIPAL
 BASELIUS COLLEGE
 KOTTAYAM